



South West Scotland Community Justice Authority

**A Profile of Offending and Re-offending in
South West Scotland, 2007**

Working in partnership to reduce re-offending

Index

Partnership Working	1
1. Introduction	2
2. Executive Summary	5
3. Demographic Background	8
4. Court Disposals	11
5. Criminal Justice Social Work	15
6. The Prison Population	24
7. Crime Trends	28
8. Domestic Abuse and Hate Crime	34
9. Reconviction Rates	40
10. Guiding The Offender Through The System	44
11. Substance Misuse	48
12. Offender Profile	58
13. Victims	59
14. Conclusion	61
Index of Figures	62

Partnership Working

With the introduction of the CJAs in Scotland, we now have a streamlined strategic body in place to improve the management of offenders and reduce re-offending.

The CJA remit impacts upon both Statutory and Voluntary partners and accordingly there is a need to have a full understanding of the various component parts fulfilled by the respective partners.

Recognising this, and in consultation with the CJA Chief Officer, Dumfries & Galloway Constabulary and my fellow board members, I saw substantial benefit to the CJA in seconding a Police Officer to research and prepare the profile contained within this document.

The secondment offered the Scottish Police service an opportunity to support the work of the CJA and demonstrated our firm commitment to supporting the Authority in delivering a quality outcome that has the potential to influence future planning for the Authority and ultimately the partners.

In an environment where we must all make daily decisions on the allocation of resources as we seek to achieve best value and deliver high quality service to our communities, the opportunity to have an informed, structured set of data allows the CJA to identify its priorities.

I very much look forward to the future and I believe that this report will be of tremendous value to the Authority and those engaged in the criminal justice system in South West Scotland.

Chief Superintendent Hamish Cormack
Divisional Commander, Ayrshire Division
July 2007

The Management of Offenders, etc (Scotland) Act established the Community Justice Authorities (CJAs). A major development in tackling both offending and re-offending, the CJA's took full power in April 2007 having completed an initial shadow year.

The shadow year saw the recruitment of Chief Officers, the appointment of the eight CJA Boards, initial set up and preparation of Action Plans to encompass the 2007-2008 year.

The South West Scotland Community Justice Authority (South West Scotland CJA) includes the Local Authority areas of Dumfries & Galloway, East, North and South Ayrshire. A diverse geographical area serving both rural and urban communities.

The CJA Boards consist of elected members from the respective local authorities along with the Chief Officer and the senior post-holders from the partner agencies and organisations.

CJAs face a range of challenges and it is fundamental that future strategic planning is informed by sound baseline information.

Overcoming the long-standing challenges of reducing re-offending will require creativity, innovation and a realisation that we must engage with many partners not typically recognised as being part of the Justice System in Scotland. This will be fundamental to the entire process of ensuring a positive impact on offending behaviour.

With such a diverse remit and broad spectrum of partner agencies, the CJA recognised the need to identify a 'Profile of Offending and Re-offending in South West Scotland'.

I am delighted to present this document which will go a long way to informing future priorities and decisions that will improve the quality of life for our offenders, their respective families and most importantly the victims and communities of South West Scotland.

Councillor Peter McNamara
Convenor, South West Scotland CJA
July 2007

1. Introduction

As an operational Police Officer I was given the fantastic opportunity to undertake a secondment to the CJA to prepare a profile of offending and re-offending in South West Scotland.

My immediate and initial reaction was to predict that the task was simple and straightforward with the majority of the information being easily to hand, comparable and consistent.

Sadly, my initial expectations and hopes were to prove unfounded and the enormity of the challenge dawned upon me.

As an Operational Police Officer I imagine it is like the majority of the operational posts held by my colleagues within partner agencies. You focus on your job in hand and while recognising the role played by colleagues within other organisations in the Criminal Justice system there is often a 'tunnel' vision adopted where you do not have a requirement to see beyond your own function.

This secondment offered me the opportunity to take away this restricted scope and see and recognise the workings of the many partners within the Justice System in South West Scotland.

I was able to see the commitment and enthusiasm being shown by all partners and staff was consistent across the board – we all want to make an impact and improve the quality of life for our communities in South West Scotland.

Without the commitment and support of the Partner agencies and my colleagues therein, I would not have achieved anything.

Ultimately I would like to thank Strathclyde Police and the CJA for the opportunity to expand my knowledge and develop my skills and to do so in an environment which is fresh and where the partners are engaging because they want to and not necessarily because they have to.

I hope my work will make a difference!

Sgt Colin A Convery
Strathclyde Police
July 2007

Objectives

The brief set by the CJA Chief Officer was to:

- 1 Produce a profile of offending and re-offending in the area of the South West Scotland CJA.
- 2 To present that information in a user-friendly format that differentiates offending patterns between gender, age groups and local authorities and includes national comparisons.
- 3 To include information about disposals by courts with national comparisons and recent trends.
- 4 To present the information in a manner consistent with the agreed priorities set out for the South West Scotland CJA, those being:
 - Less Serious/First Time Offenders
 - Offenders with Mental Health Problems
 - Offenders with Substance Misuse Problems
 - Persistent offenders including young offenders
 - Prisoners needing resettlement and rehabilitation services
 - Violent, Serious and Sex Offenders
 - Women Offenders

Figure 1: Geographical area of South West Scotland CJA

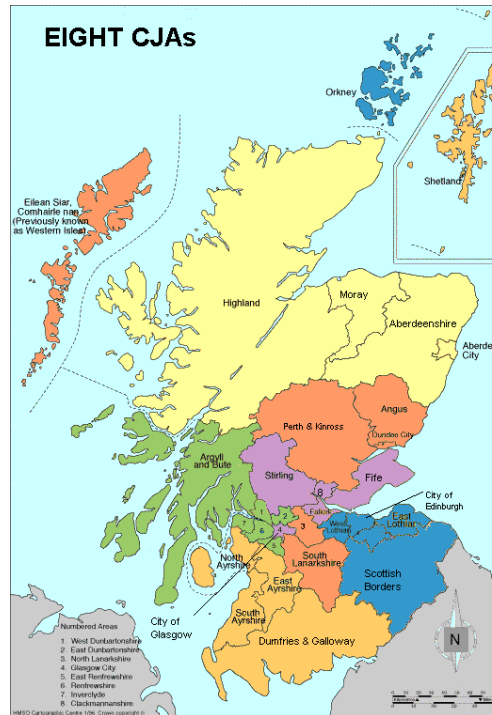


Figure 1 shows the Geographical area covered by South West Scotland CJA area.

Methodology

The immediate focus at the outset was to gain a full understanding of the brief, to understand the functioning of the CJA and to commence the process of engaging with partners and colleagues within the Scottish Executive.

In addition to the structure as offered by the brief, it was thought appropriate to present the information, wherever possible, in the first instance by Local Authority Area, thereafter by CJA area and ultimately with a national comparison.

Following an initial scoping exercise, and in consultation with the Chief Officer and CJA's Area Plan Implementation Group, it was determined that the research work would primarily focus on statutory performance indicators. This was based on the following assumptions:

- It would provide a consistently measured source of data.
- It would provide a national comparison.
- It would provide a baseline for future comparison.

In addition, wherever possible, statistics are presented per 10,000/100,000 of the population. This contributes to removing the 'rurality' factor and offers a consistency in comparison.

This information is supplemented by supporting statistics and research. In some instances the information has been available only for limited areas within the CJA area. In these instances, assumptions have been applied that the data is likely to be applicable to the entire area.

All statistics and details provided within the report are supported by detailed information contained within the Appendices.

Constraints

The constraints within the project can be summarised as follows:

Guidance or Availability of Best Practice

South West Scotland CJA is leading the field in the area covered by the report and as a result there was no previously produced documents or work to refer to for a model of best practice.

Timebound Data

Some of the key data being sought was found to be slightly dated. For example the most recently published set of 'Re-offending' data pertains to the 2002/03 period.

Availability of Data

The priority groups as set for the CJA are not generally recognised as being discrete groups by partner agencies. For example 'Offenders' are not recorded as being a discrete group by the NHS. A further example is in the Crime Groups recognised by the Scottish Executive and thereby providing the recording framework for the Police Service. These Groups do not readily translate into the categories identified for the CJAs. In addition, a number of the Outcomes as identified for the CJA's are not currently measured.

2. Executive Summary

The following are key facts and statistics about the pattern of offending and re-offending across South West Scotland CJA. Fuller reference to these statistics can be found in the ensuing document.

Persistent Offenders including Young Offenders

10% of the Scottish population of those aged 16-20yrs reside in South West Scotland. However, 16% of the prison population within this age group come from the area.

31% of Social Enquiry Reports completed in South West Scotland CJA in 2005/06 were for young offenders. This rose to 37% in Dumfries & Galloway. The national figure was 29%.

30% of Community Service Orders in South West Scotland CJA were for young offenders (compared to 27% nationally) as were: 9% of DTTOs (7% nationally); 27% of Probation orders (27% nationally); 20% of Supervised Attendance Orders (22%) and 89% of the Diversion from Prosecution cases (36%).

South West Scotland CJA accounted for 20% of the male prison population under 21yrs.

Looking at the national figures for those young offenders within the Prison establishments, it can be seen that there is a higher concentration of young offenders in prison compared against the overall national average for certain offences:

15% of the YO population is in prison for Serious Assault, compared to 6% of the national prison population

15% of the YO population is in prison for Simple Assault compared to 11% of the national prison population

10% of the YO population is in prison for Offensive Weapons compared to 6% of the national prison population

There is also a slightly higher percentage share for Vandalism (5% against national of 2%) and Robbery (5% against national of 3%)

In South West Scotland CJA, 60% of the offences committed by Young Offenders are minor crimes recorded under the Grouping 'Miscellaneous Offences'. Serious & Violent Crimes accounted for 6%.

On an individual crime basis, Breach of the Peace represented 24% of the total crimes recorded. This was followed by Drinking in Public at 21%.

Young Offenders have the highest rate of reconviction of all age groups. Females aged 16-20yrs have a higher number of re-convictions within 2 years than their male counterparts

The 2004 Scottish Crime & Victimization Survey highlighted that 22% of the population aged 16-20yrs had tried drugs in the previous year

The prevalence of Problem Drug Use within 16-20yr olds is in line with the national average

In incidents of a racial nature, 39% of offenders/suspects are young offenders

85% of young offenders housed in HMP Polmont in 2006 had used controlled drugs in the 12 months prior to their sentence

A summary of the above would appear to indicate that violent and disorderly offences, which have been linked to alcohol abuse, are prevalent amongst young offenders

Female Offenders

10% of Scotland's female population reside in South West Scotland CJA. However, 14% of the female prison population are from South West Scotland. There is a higher rate of females from South West Scotland CJA in the prison establishments in respect of both young offenders and adult prisoners compared to the national average

Unemployment rates amongst South West Scotland CJA females are higher than the national average
20% of Social Enquiry Reports in South West Scotland CJA are completed for Female Offenders

15% of DTTOs were granted for Females Offenders however, females accounted for 26% of the breaches.

23% of Probation Orders were granted for female offenders who accounted for 23% of breaches

15% of Community Service Orders were granted against female offenders who accounted for 13% of breaches

18% of Supervised Attendance Orders were for female offenders who accounted for 20% of the breaches

21% of Diversion from Prosecution cases were for female offenders

4% of the total Throughcare programme was delivered to females

Female prisoners from South West Scotland CJA account for a higher percentage of the prison population for those serving prison terms from fine default up to 4 years

From national figures it can be seen that the most common offences for which female prisoners are sentenced to custody are:

Shoplifting (28% of female prisoners are in this category compared to 13% of the national prison population)

Drugs (16% against a national average of 9%)

Minor Thefts (15% against a national average of 6%)

37% of females are re-convicted within 2 years
The average number of re-convictions for females under 25 is above the national average for both sexes added together

31% of the individuals with a problem drug misuse problem in South West Scotland CJA are female

1.2% of the female population in South West Scotland CJA have a problem drug misuse problem

Violent, Serious and Sex Offenders

South West Scotland CJA has a total of 304 Registered Sex Offenders spread across the area. This is made up of D&G – 101; East Ayrshire – 72; North Ayrshire – 69 and South Ayrshire – 62)

There is a growth in serious & violent crime across the South West Scotland CJA area. North Ayrshire sits above the national average

The number of reported serious assaults in South West Scotland CJA is above the national average with an increase noted in North East and South Ayrshire in the last year

15% of the YO population is in prison for Serious Assault, compared to 6% of the national prison population

15% of the YO population is in prison for Simple Assault compared to 11% of the national prison population

10% of the YO population is in prison for Offensive Weapons compared to 6% of the national prison population

Of the adult prison population, 31% of the South West Scotland CJA prison population is in custody for index crimes pertaining to Non Sexual Crimes of Violence. This compares to a national average of 34%. (North Ayrshire has 35% of its prison population in this category)

5% of the South West Scotland CJA prison population is in custody for Crimes of Indecency. This compares to a national average of 6%. (East Ayrshire has 7% of its prison population in this category)

Domestic Abuse

Reported levels of Domestic Abuse is a particular challenge for South West Scotland CJA. The key statistics of note are summarised below

From the 2004 Scottish Crime and Victimisation Survey, 8% of males perceived domestic abuse as 'A crime' compared to 39% of females and, 58% of males perceive it as being 'Just something that happens' compared to 12% of females perceiving it to be so

In 2005/06 the national average for reported domestic incidents was 899 per 10,000 population. East Ayrshire was above this average at 900 with North Ayrshire at 889, South Ayrshire at 869 and D&G 803.

Indications are that the number of reported incidents has increased in the year 2006/07 with a particular increase noted in North Ayrshire

North Ayrshire has the highest number of incidents (as opposed to rate per 10,000) of all sub-divisions within Strathclyde Police. East Ayrshire has the third highest number.

In 85% of incidents, the victim is female. The majority of victims are aged 20-50 with 55% having been a victim on at least one previous occasion

On 85% of occasions the offender/suspect is male. The majority are aged 20-50 and 56% have been the offender/suspect on at least one previous occasion

Ex Partners are noted as being the 'suspect/offender' on 25% of occasions followed by Cohabitee– 24%; Spouse – 21% and partner 17%

Alcohol is prevalent in the offender in 54% of incidents

46% of crimes recorded are Simple Assault; 35% are Breach of the Peace; 7% are Vandalism; 7% are Crimes Against Public justice eg breach of bail conditions; with 2% being Serious Assault

89% of incidents take place within a dwelling house

The majority of incidents take place on a Friday, Saturday or Sunday between 1800 and 0600hrs.

Offenders With Substance Misuse Problem

The Prevalence of Problem Drug Use in South West Scotland CJA is higher in all authority areas compared to the national average of 1.84% of the population aged 15-54yrs. D&G – 2.43%; East Ayrshire – 1.92%; North Ayrshire – 1.85% and South Ayrshire – 1.88%

Males are twice as likely as females to have a problem drug use

Amongst males, those aged 25-34yrs are the most likely to have a problem drug use

All authority areas within South West Scotland CJA have a higher prevalence of individuals injecting drugs when compared to the national average of 0.67% of the total population aged 15-54yrs. D&G – 0.89%; East Ayrshire – 0.77%; North Ayrshire – 0.89%; and South Ayrshire – 1.01%.

Of individuals convicted of Crimes of Violence, 91% reported they had ever had an alcohol problem and 63% reported they had an alcohol problem at the time of the offence

Of individuals convicted of Vandalism, 93% reported they had ever had an alcohol problem and 86% reported they had an alcohol problem at the time of the offence

Of individuals convicted of Simple Assault, 81% reported they had ever had an alcohol problem and 78% reported they had an alcohol problem at the time of the offence

Of individuals convicted of Breach of the Peace, 95% reported they had ever had an alcohol problem and 85% reported they had an alcohol problem at the time of the offence

Of individuals convicted of Crimes of Dishonesty, 87% reported they had ever had a drug problem and 79% reported they had a drug problem at the time of the offence

Between 2003/04 and 2005/06 there has been a steady growth of new individuals (per 10,000 population) reporting to the Scottish Drug Misuse Database from South Ayrshire (6%), East Ayrshire (17%) and D&G (32%). This is in line with the national increased reporting (of 5%) however is in contrast to North Ayrshire where the numbers reduced by 21%.

Over the period 2003/04 to 2005/06 the percentage of new individuals reporting illegal use of methadone fell slightly in D&G and Scotland (national average). However a marked increase was noted across all Ayrshire authorities. East Ayrshire – from 5% to 10%; North Ayrshire – from 2% to 8% and South Ayrshire from 3% to 12%.

As many as 80% of problem drug users commit crime to finance their addiction.

Of illegal activity, acquisitive crime accounts for 55% and drug dealing 11%

71% of expenditure on drugs comes from some form of illegal source

A high proportion of prisoners indicate they have used controlled drugs in the 12 months prior to their sentence. HMP Kilmarnock – 76%; HMP Cornton Vale – 74%; HMP Polmont – 85% and Dumfries – 40%.

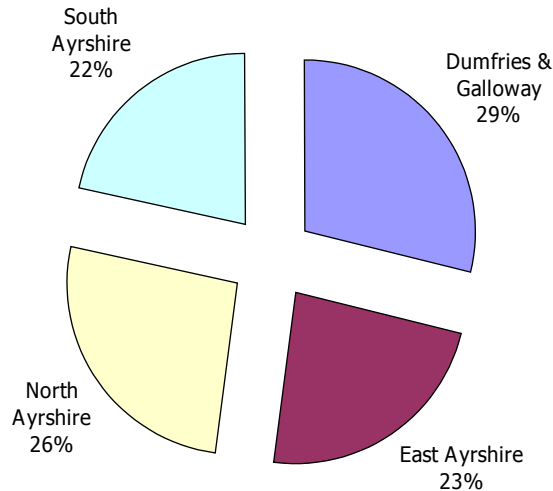
The rate of hospital admission for drug and alcohol misuse is higher than the Scottish average in East, North and South Ayrshire. In D&G the rate is lower than the average

3. Demographic Background

Population

The total population of the CJA area in 2006 was approximately 514,000 and the breakdown across the local authority areas as estimated by the General Register Office for Scotland (GROS) is shown in Figure 2 below.

Figure 2: % of Population by Local Authority



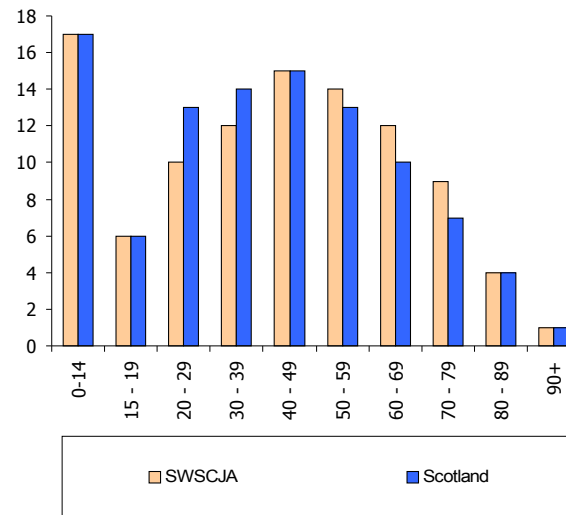
Source: GROS 2006 Mid Year Population Estimates

Dumfries & Galloway	148,030
East Ayrshire	119,290
North Ayrshire	135,490
South Ayrshire	111,670

The population is spread across a very diverse geographical area from the urban centres of Stranraer, Dumfries, Ayr, Irvine, Kilmarnock and the three towns of Saltcoats, Stevenston and Ardrossan to the rural and remote communities spread throughout the area including the islands of Arran and the Cumbraes.

The total population of the areas has shown a slight decline over the past 5 years from 515,914 in 2001 to 514,000 in 2006.

Figure 3: % of Population by Age



Source: GROS 2006 Mid Year Population Estimates

The population is spread across the recognised age groups and is broadly in line with the national spread by age and this is shown in Figure 3

The notable contrasts against the national trend is that South West Scotland has a slightly higher percentage share of the age groups 40 - 79 with 50% of the population in this grouping compared to 45% nationally, and a slightly lesser share of those aged 20 – 40, with 22% of the population in this grouping compared to 27% nationally.

The other key population statistics can be summarised as follows:

- South West Scotland CJA has 9% of the total population of Scotland across all age groups.
- In terms of Females the South West Scotland CJA population of 267,000 is approximately 10% of the female population in Scotland
- The South West Scotland CJA area accounts for 10% of the national population of those aged 16 – 20 (both sexes)
- South West Scotland CJA population is split with 52% female and 48% male

Deprivation

The Scottish Index of Multiple Deprivation (SIMD) 2006 defines small area concentrations of multiple deprivation across all of Scotland in a consistent way.

It consists of seven different domains or groups which each use the most appropriate and up to date information that was available at the time of compilation.

The seven domains are:

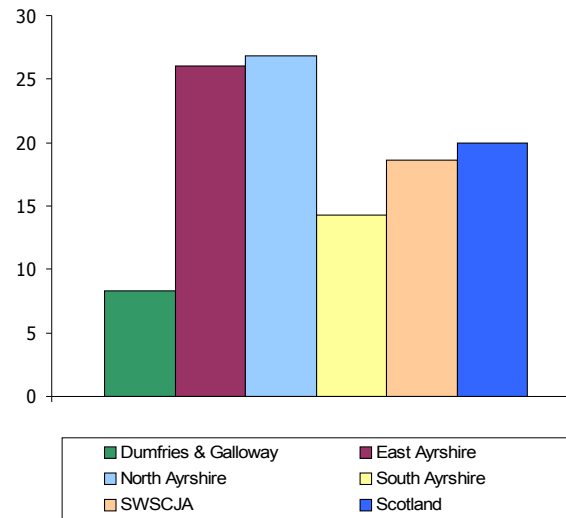
- Current Income,
- Employment,
- Health,
- Education Skills and Training,
- Geographic Access to Services,
- Housing
- Crime.

The SIMD is based on the recently introduced small area statistical geography called Datazones that enable users to compare relative deprivation at a small area level across Scotland.

The SIMD is a weighted combination of these domains. Across the domains, there are indicators that are used to describe various aspects of deprivation. Taken in total they provide a comprehensive picture of deprivation within each Data Zone across Scotland, measuring both individual and area characteristics.

The data for the SIMD has been sourced from a range of administrative systems and the Scottish Census of Population.

Figure 4: Local Share of Datazones in the 20% most deprived in Scotland by Local Authority



Source: Scottish Index of Multiple Deprivation

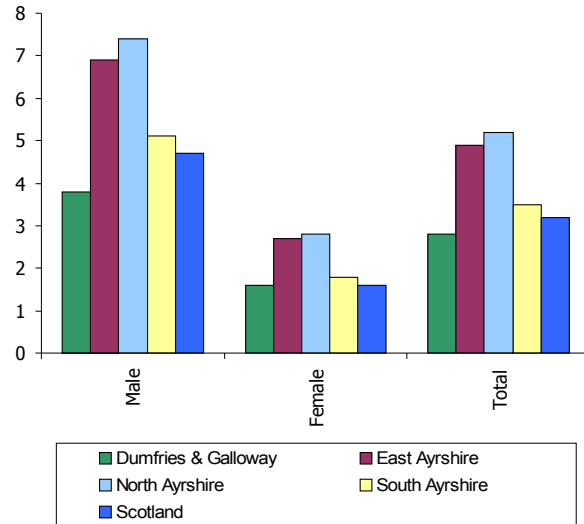
Figure 4 summarises the 2006 Scottish Index of Multiple Deprivation as follows:

- North and East Ayrshire sit above the national average with 27% and 26% of their respective 179 and 147 data-zones being within the Top 20% most deprived in Scotland.
- This contrasts with South Ayrshire (total of 147 data-zones) and Dumfries & Galloway (193 data-zones) with 14% and 8% respectively.
- The overall South West Scotland CJA area has 19% of its 673 data-zones in the top 20% most deprived data-zones in Scotland.

Furthermore, work completed by Dr Andrew Normand, (Social Deprivation, Social Exclusion, Offending and Imprisonment. How are they related?) established a link which indicated that the higher the level of deprivation the greater the chance an individual has of being in prison. This relationship is consistent across all age groups.

Unemployment

Figure 5: Unemployment Rates by Local Authority



Source: Scottish Economic Statistics 2006

Unemployment rates across the CJA area are summarised in Figure 5 which demonstrates that:

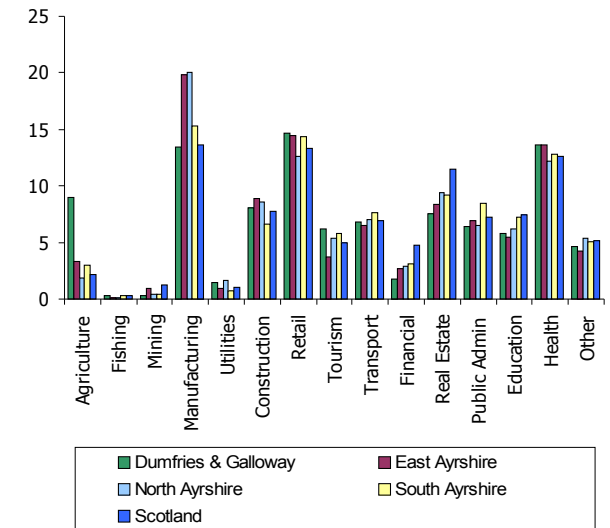
- Unemployment rates are generally higher amongst males within all Ayrshire local authority areas: East Ayrshire – 6.9% Male and 2.7% Female; North Ayrshire – 7.4% male, 2.8% female; and South Ayrshire – 5.1% Male and 1.8% Female sitting above the national average for both males and females (4.7% and 1.6% respectively).
- Dumfries & Galloway is the exception with unemployment rates being consistently below the national average of 4.7% for males, 1.6% for females and 3.2% overall. In 2005 unemployment in D&G was 3.8% and 1.6%.

- All unemployment rates have shown a steady decline of over the past 5 year period (both nationally and locally).

Economic Sectors

The 2001 Census offers a perspective on the key economic sectors within the CJA area and this is summarised in Figure 6.

Figure 6: Economic Sectors by Local Authority



Source: Scotland's Census Results online 2001

This demonstrates that the key sectors across the CJA area are:

- Health
- Wholesale & Retail
- Manufacturing (Particularly in North & East Ayrshire)
- Real Estate

4. Court Disposals

South West Scotland CJA is served by 5 Sheriff Summary Courts at Ayr, Dumfries, Kilmarnock, Kirkcudbright and Stranraer. In addition there are a number of District Courts spread throughout the area.

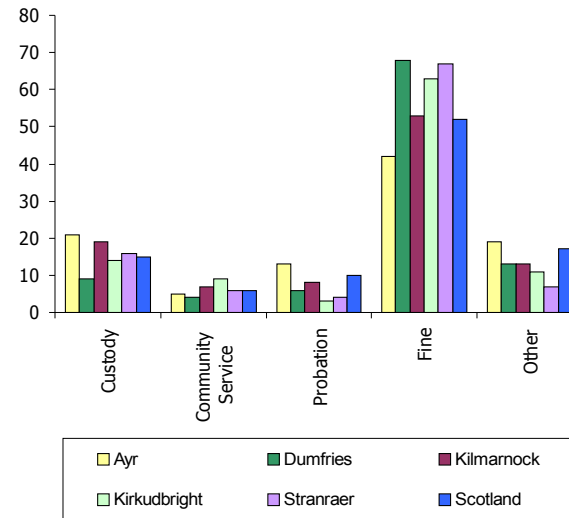
In addition, Sheriff Solemn Courts sit at the main court centres in the South West Scotland area, with High Court sittings taking place frequently.

The vast majority of offenders are sentenced through Sheriff Summary Courts.

The most recent data published re Court Disposals covers the period up to and including 2004/05.

Use of Court Disposals

Figure 7: Sheriff Summary Court Disposals 2004/05

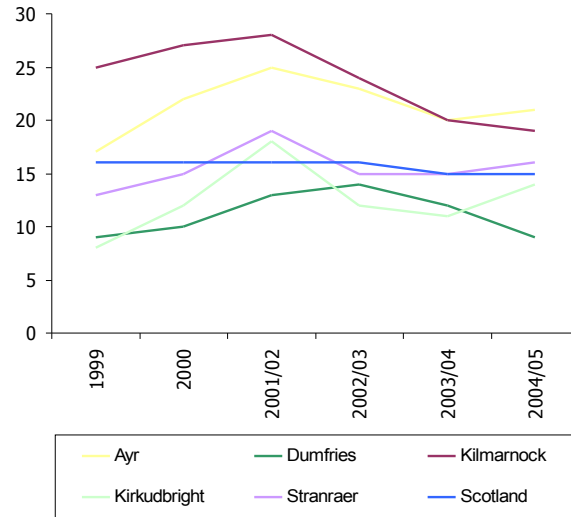


Source: Costs, Sentencing Profiles and the Criminal Justice System 2004/05

- Fines are by far the largest option taken by the Sheriff Courts with all South West Scotland CJA Sheriff Courts, with the exception of Ayr, being above the national average of 52%.
- In terms of the use of custody as a disposal option, Ayr (21%), Kilmarnock (19%) and Stranraer (16%) are above the national average of 15% custody.

Custody

Figure 8: % of Custody Disposals in Sheriff Summary Courts

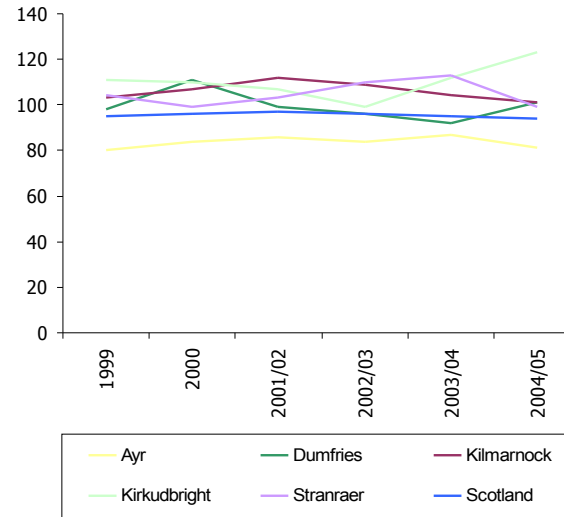


Source: Costs, Sentencing Profiles and the Criminal Justice System 2004/05

In 2004/05 the percentage of cases disposed of by custody in the respective South West Scotland CJA Sheriff Courts are: Ayr-21%; Dumfries-9%; Kilmarnock-19%; Kirkcudbright-14% and Stranraer-16%. The national average was 15%.

- Kilmarnock Sheriff Court has reduced the percentage of cases disposed of by custody from 27% in 2001/02 to 19% in 2004/05
- Dumfries and Kirkcudbright are consistently below the national average
- Stranraer is largely consistent with the national average

Figure 9: Average length of Custodial Sentences in Sheriff Summary Courts

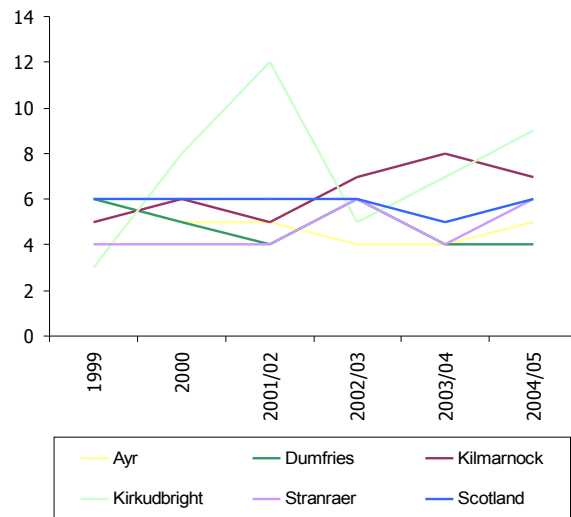


Source: Costs, Sentencing Profiles and the Criminal Justice System 2004/05

- All Sheriff Courts, with the exception of Ayr (fluctuating between 80 and 87 days), are above the national average over the period (between 94 and 97 days)
- In 2004/05, the same position was found with average sentences imposed in the Sheriff courts of Dumfries (101 days); Kilmarnock (101 days); Kirkcudbright (123 days) and Stranraer (99 days) all above the national average (94 days).
- The 6-year national average is 96 days. The 6 year average for the respective Sheriff Courts is as follows: Ayr (84 days); Dumfries (100 days); Kilmarnock (106 days); Kirkcudbright (110 days); and, Stranraer (105 days).

Community Service

Figure 10: % of Community Service Disposals in Sheriff Summary Courts

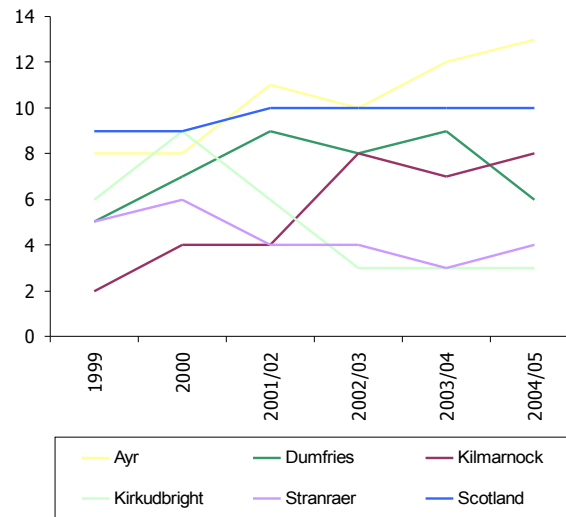


Source: Costs, Sentencing Profiles and the Criminal Justice System 2004/05

- The use of Community Service has been largely in line with the national average over the period.
- However in Kirkcudbright the use of this option has been erratic fluctuating between 3% and 12%
- In 2004/05, Kirkcudbright (9%) and Kilmarnock (7%) were above the national average of 6%.
- Stranraer was level with the average at 6% with Ayr (5%) and Dumfries (4%) below.
- The average over the 6-year period for each of the Courts was as follows: Ayr (5%); Dumfries (5%); Kilmarnock (6%); Kirkcudbright (7%) and Stranraer (5%) compared to the national of 6%.

Probation

Figure 11: % of Probation Disposals in Sheriff Summary Courts



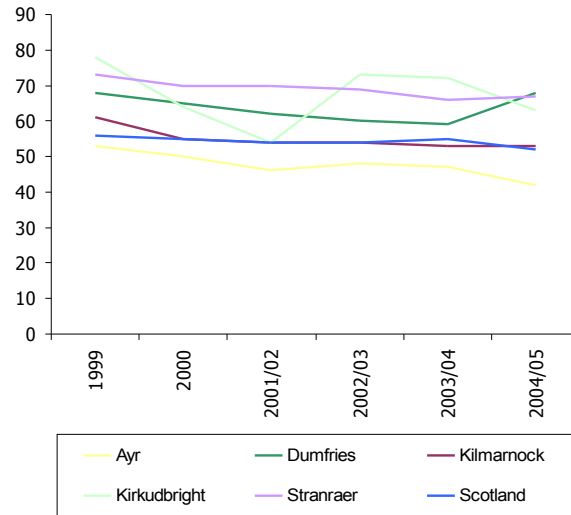
Source: Costs, Sentencing Profiles and the Criminal Justice System 2004/05

- Ayr Sheriff Court has increased the use probation frequently above the national average. For example in the 4 year period between 2001 and 2005 the average each year at Ayr Sheriff Court was 11%, 10%, 12% and 13% against a national average of 10% in each of the years
- In 2004/05 all courts, with the exception of Ayr (13%) sit below the national average of 10% with 2004/05 figures showing Dumfries 6%; Kilmarnock 8%; Kirkcudbright 3% and Stranraer 4%.
- Kilmarnock Sheriff Court has increased its use of Probation over the period from 2% in 1999 to 8% in 2004/05

- Dumfries and Stranraer Sheriff Courts have remained relatively static in the use of probation whilst Kirkcudbright has reduced over the period in question (from 6% in 1999 to 3% in 2004/05)
- The National Average has again remained consistent at 10% with the average for each court over the 6 year period being: Ayr – 10%; Dumfries – 7%; Kilmarnock – 6%; Kirkcudbright – 5%; and, Stranraer – 4%.

Fines

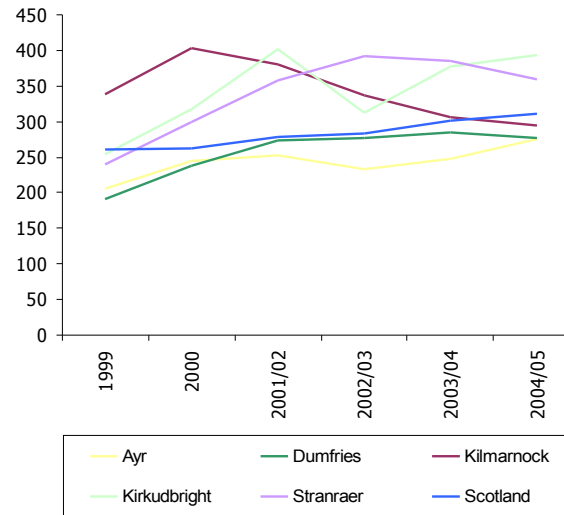
Figure 12: % of Fines Disposals in Sheriff Summary Courts



Source: Costs, Sentencing Profiles and the Criminal Justice System 2004/05

- All Sheriff Courts have reduced the use of Fines over the period. Ayr (53 to 42%); Kilmarnock (61 to 53%); Kirkcudbright (78 to 63%); and, Stranraer (73 to 67%) with the exception of Dumfries which has remained relatively static at 68%
- Over the 6 year period, all courts with the exception of Ayr are above the national average for the use of Fines as a disposal
- In 2004/05, the national average was 52% of cases disposed of by fine. Four of the Sheriff Courts within South West Scotland CJA were above the average: Dumfries (68%); Kilmarnock (53%); Kirkcudbright (63%); and Stranraer (67%). Ayr (42%) was clearly below.

Figure 13: Average Fines imposed (£) in Sheriff Summary Courts



Source: Costs, Sentencing Profiles and the Criminal Justice System 2004/05

- Ayr and Dumfries Sheriff Courts are consistently below the national average with a 6-year average of £243 and £257 respectively against national average of £283.
- Kirkcudbright and Stranraer are above the 6-year national average at £343 and £339 respectively.
- The average fine at Kilmarnock Sheriff Court has dropped over the period on a year-on-year basis. However the 6 year average is the highest of all Sheriff Courts in South West Scotland CJA at £344.

Sentencing by Crime Types

Sentencing across the various crimes varies between the respective sheriff courts. Taking a number of key crimes the trends in 2004/05 shows:

Housebreaking

The use of custody in all 5 Sheriff Courts was above the national average of 43% with Ayr (56%) and Kilmarnock (54%) particularly high. The other courts were Stranraer (50%) and Dumfries (47%). Kirkcudbright had a very small sample that does not allow for accurate comparison

Theft

All 5 Sheriff Courts were above the national average of 34% receiving custodial sentence namely Stranraer (46%); Ayr (44%); Dumfries (44%); Kirkcudbright (44%) and Kilmarnock (39%)

Simple Assault

Stranraer (21%), Kilmarnock (15%) and Ayr (15%) are all above the national average (13%) re custody. Dumfries (10%) and Kirkcudbright (6%) were below the national average.

5. Criminal Justice Social Work

Criminal Justice Social Work Services from the respective Local Authorities service the sentencing options open to the Sheriff Courts. This section looks at a detailed breakdown of the options, as follows:

Social Enquiry Reports

A Social Enquiry Report (SER) provides information about the offender and their background circumstances that helps the court decide how best to deal with the case. Reports can be requested for any case but must be requested before imposing a custodial sentence for the first time and for all instances where the offender is under 21 years. An SER must be obtained prior to imposing a community service or probation order.

Community Service Orders

Requires the offender to perform unpaid work for between 40 and 300hrs. Arrangements must be in place to ensure work is supervised and the offender must consent to engage. The Order is supervised by the local authority Criminal Justice Social Work Services.

Drug Treatment and Testing Orders

DTTO is designed as a high-tariff alternative to custody that can be made following conviction against individuals whom the Court is satisfied are dependent or abusing drugs. DTTOs include a course of treatment and regular testing to ensure no abuse of drugs is taking place during the period of the order.

Probation Orders

This order is informed by an Action Plan that looks to address an individual's offending behaviour and the underlying causes. They are supervised by the Criminal Justice Social Work Services and can include special conditions imposed by the Court

Supervised Attendance Orders

SAOs are an option available to the Courts for fine defaulting and include constructive activity such as unpaid work or targeted training. They are supervised by the local authority Criminal Justice Social Work Services.

Diversion from Prosecution

The Procurator Fiscal, on receipt of a Report, can decide that it is not in the public interest to prosecute and may refer the accused to the relevant Criminal Justice Department for support or assistance

Statutory Throughcare

This is the provision of a range of social work and associated services to prisoners and their families from the point of sentence or remand, during the period of imprisonment and following release into the community. Prisoners serving more than 4 years are released with a statutory requirement that they are monitored.

Voluntary Assistance

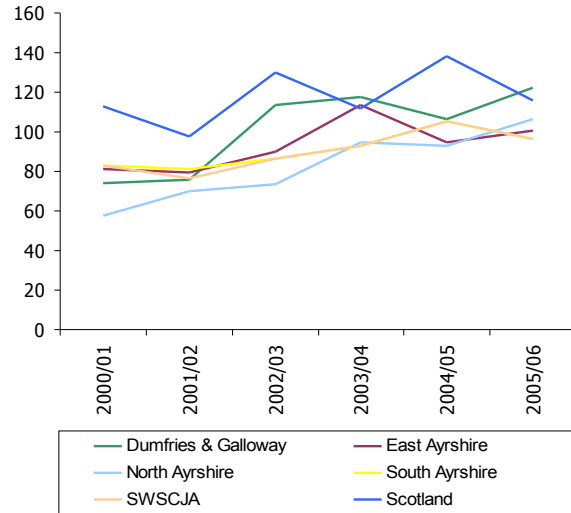
This is delivered by Criminal Justice Social Work Departments to individuals who are not subject to any statutory requirements to engage and who seek assistance to correct offending behaviour. It

is open to those either in custody or within 12 months of release from custody. From the completion of Social Enquiry Reports, to the supervision and management of Drug Treatment and Testing Orders the tasks and obligations of CJSW departments are demanding and resource intensive.

This next section outlines outcomes re the work of Criminal Justice Social Work Departments.

Social Enquiry Reports

Figure 14: Social Enquiry Reports Submitted (Rate per 10,000 population)



Source: Criminal Justice Social Work Statistics 2005/06

Social Enquiry Reports are completed by local authority CJSWS at the request of the Court.

Figure 14 demonstrates the trend for the number of SERs completed by the local authorities over the period 2000 – 2006.

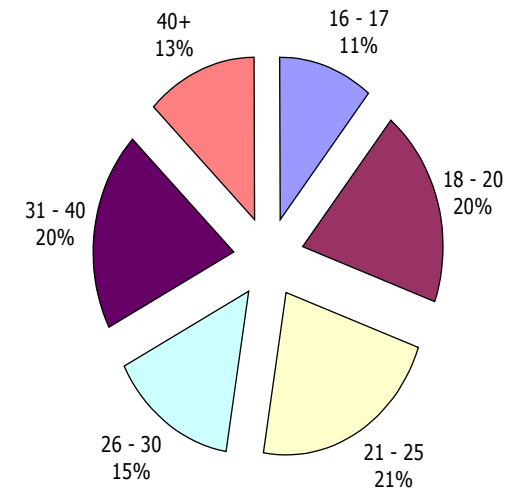
There has been a steady growth in the numbers of SERs submitted with all 4 Local Authority areas growing over the period. Dumfries & Galloway and North Ayrshire both show the greatest growth in the numbers submitted

In 2005/06 the number of SERs submitted per 10,000 population was: D&G- 122.4; East Ayrshire-100.5; North Ayrshire-106.4; and, South Ayrshire- 96.3. The national average was 116.

Additional key statistics from 2005/06 include:

- 3503 reports were submitted in the CJA area. This was for 2665 individuals at a rate of 1.3 reports per individual.
- 82% of the reports completed in the CJA area were for males. This is largely consistent across the Local Authority areas with the exception of North Ayrshire which had an 80/20 split
- 49% of those for whom SERs were completed across the CJA area were unemployed. In terms of individual Local Authority areas, North Ayrshire had the highest level of those unemployed at 70%.
- Across the CJA area, 25% of those for whom SERs were completed were in employment

Figure 15: % of Social Enquiry Reports completed by age



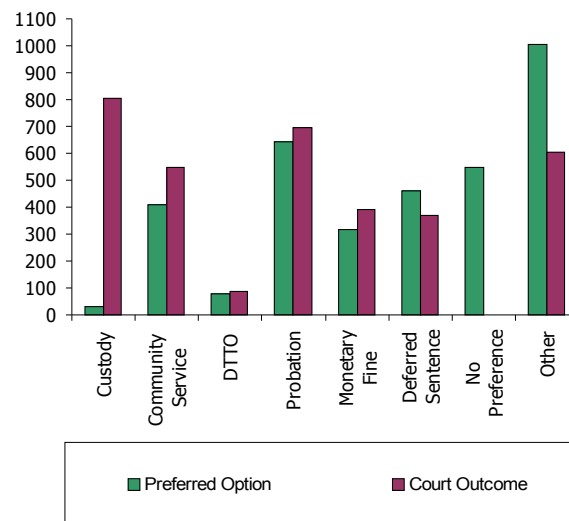
Source: Criminal Justice Social Work Statistics 2005/06

Figure 15 shows a breakdown of the individuals for whom SERs were completed by age groups

- 31% of SERs in South West Scotland CJA were completed for Young Offenders
- 52% were completed for those under 25
- Across South West Scotland CJA, c20% were for those aged 21-25
- Compared to the national average, D&G (13%) and East Ayrshire (14%) had a higher proportion of SERs completed for those aged 16 – 17. The other areas were North Ayrshire - 6%; South Ayrshire - 10% and Scotland – 10%.
- D&G (24%) also had a higher proportion of SERs completed for those aged 18 – 20 at 24%. This compared to the other areas with East Ayrshire at 17%; North Ayrshire – 17%; South Ayrshire – 18% and Scotland 19%.

- North Ayrshire exceeded the national average with 25% of reports for those aged 21 – 25yrs against a national average of 22%
- North and South Ayrshire had a higher proportion of those aged 40+ with 16% and 17% respectively against a national average of 14%

Figure 16: Social Enquiry Reports Preferred Option v Court Outcome



Source: Criminal Justice Social Work Statistics 2005/06

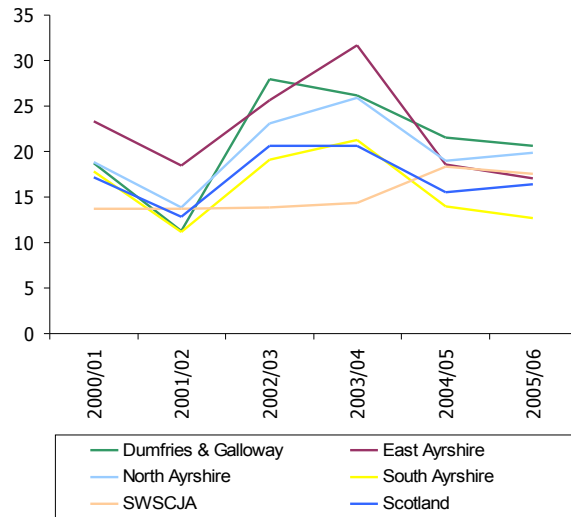
SERs offer a Sheriff Court a 'Preferred Option' by way of recommendation re the most suitable disposal for the offender. Figure 16 demonstrates the relationship between the Preferred Option offered and the Court Outcome.

A particular variation is noted in the area of Custody, where 32 SERs recommended custody, with the Court Outcomes being 804 sentenced to custody. This equates to 25 individuals being sentenced to custody for each one for whom custody is the preferred option.

This considerably exceeded the national comparison where 7 individuals were sentenced to custody for every one for whom it was the 'Preferred Option'.

Community Service Orders

Figure 17: Community Service Orders imposed (Rate per 10,000 population)



Source: Criminal Justice Social Work Statistics 2005/06

Figure 17 indicates that the use of Community Service Orders peaked in 2003/04 and have since declined across the CJA area.

The pattern is largely consistent across the CJA area and is broadly consistent with the national averages.

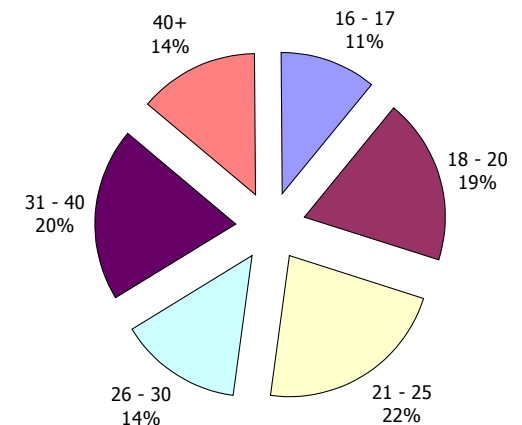
Until 2004/05, East Ayrshire consistently had the highest number of CSOs per 10,000 population followed by D&G; North Ayrshire and South Ayrshire.

In 2004/05 East Ayrshire CSOs dropped dramatically with D&G thereafter having the highest number per head of population.

The following additional characteristics for offenders subject to Community Service Orders in South West Scotland in 2005/06 have been identified:

- D&G (20.7 per 10,000 population), North Ayrshire (19.9 per 10,000) and East Ayrshire (17.1 per 10,000) were above the national average (16.4 per 10,000)
- South Ayrshire was considerably below the national average (12.7 per 10,000)
- 645 Community Service Orders were granted against 632 individuals.
- In Dumfries & Galloway, East and North Ayrshire 85% of offenders were male. In South Ayrshire this rose to 90%
- In the South West Scotland CJA area, 44% of those individuals were unemployed with 34% in employment
- Of the recorded Breaches, 87% were male
- 61% of the Community Service Orders granted were completed successfully; 24% were revoked due to a Breach; 7% were revoked due to a Review and 7% were revoked due to a transfer out of the area.

Figure 18: % of Community Service Orders imposed by age



Source: Criminal Justice Social Work Statistics 2005/06

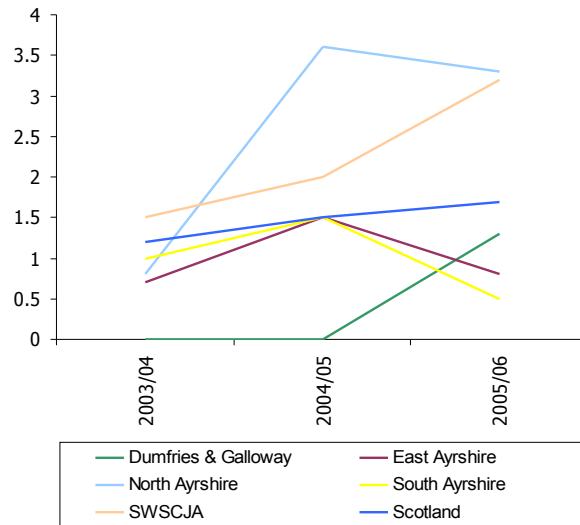
Figure 18 indicates the spread of ages for which CSOs were granted in South West Scotland CJA in 2005/06.

- 30% of CSOs were imposed on Young Offenders
- 52% were imposed on those under 25

Drug Treatment and Testing Orders

Drug Treatment & Testing Orders were commenced in 2003/04. Figure 19 indicates the trend over this period across South West Scotland CJA and Scotland.

Figure 19: DTTOs imposed (rate per 10,000 population)



Source: Criminal Justice Social Work Statistics 2005/06

DTTOs remain a new disposal option for Courts. Figure 19 indicates that:

- North Ayrshire has used the option more than any other local authority in South West Scotland CJA and in excess of the national Scottish average. eg In 2004/05 and 2005/06, North Ayrshire had 3.6 and 3.3 DTTOs per 10,000 population compared to East Ayrshire (1.5 and 0.8 per 10,000); South Ayrshire (1.5

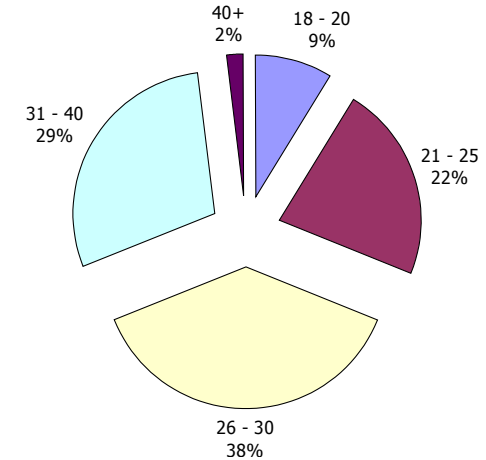
and 0.5 per 10,000) and the Scottish average (1.5 and 1.7 per 10,000).

- The option was adopted in D&G in 2005/06 (1.3 per 10,000).

The following additional characteristics for offenders subject to DTTOs in South West Scotland in 2005/06 have been identified:

- 55 orders were imposed against 53 individuals
- The average length was 20 months across the CJA area
- 85% were granted against males
- 87% were granted against individuals who were unemployed in South West Scotland CJA
- 74% of the orders breached were by males (against a national average of 79%). This would appear to indicate a disproportionate rate of breach amongst females
- 42% of all DTTOs outcomes were for breach (The national figure shows 34%)
- 42% of all DTTOs in South West Scotland CJA were completed (national figure of 40%)

Figure 20: % of DTTOs imposed by age



Source: Criminal Justice Social Work Statistics 2005/06

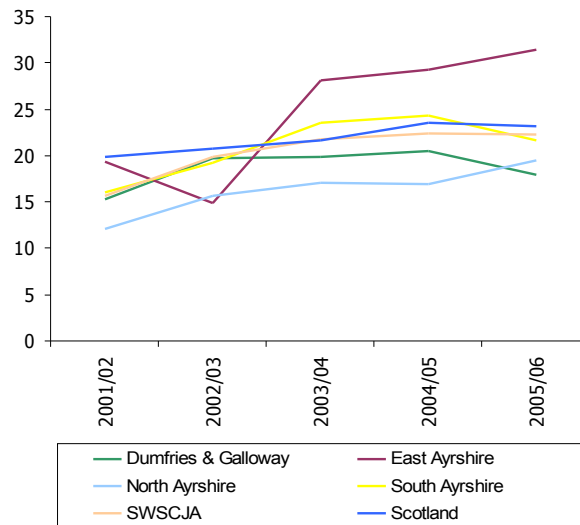
Figure 20 indicates the breakdown of ages against which DTTOs were granted in South West Scotland CJA area in 2005/06:

- 60% of orders granted were for those aged 21 – 30yrs
- 9% were granted for those 16 – 20yrs

Probation Orders

The number of Probation Orders granted in South West Scotland CJA and Scotland over the period 2001 – 2006 is summarised in Figure 21 below:

Figure 21: Probation Orders imposed (Rate per 10,000 population)



Source: Criminal Justice Social Work Statistics 2005/06

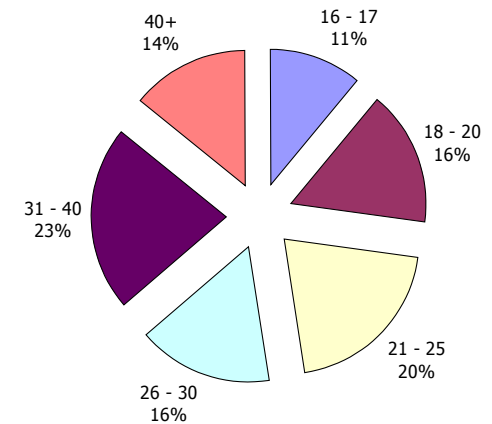
Statistics indicate that East Ayrshire makes the most significant use of PO's with all other local authority areas, and the aggregate CJA rate being below the national average.

In 2005/06, East Ayrshire had 31.4 Probation Orders per 10,000 population. This compared to D&G (18 per 10,000); North Ayrshire (19.5); South Ayrshire (21.7) and the national average (23.2).

In addition:

- 804 orders were granted against 769 individuals
- The average length of PO is 16 months
- 77% of POs were imposed on males
- 64% of individuals are unemployed with 16% in employment
- In terms of conditions attached, 56% of orders granted had special condition of unpaid work with 14% and 6% for Alcohol and Drug Treatment respectively
- 77% of breaches were by males
- 62% of breaches were due to Non Compliance and 36% due to another offence being committed
- 63% of orders are successfully completed

Figure 22: % of Probation Orders imposed by age



Source: Criminal Justice Social Work Statistics 2005/06

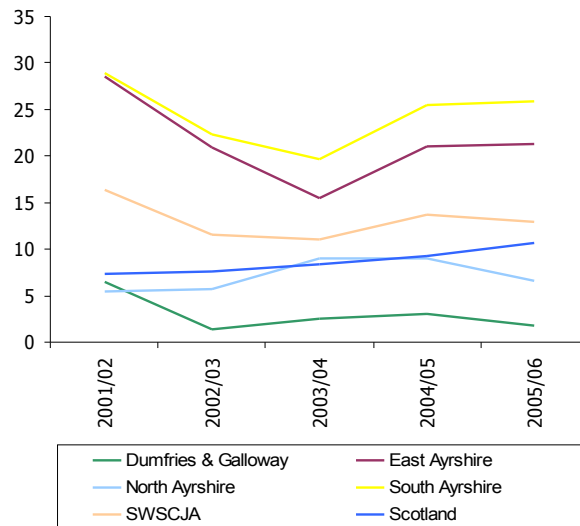
Figure 22 indicates the breakdown of ages against which PO's were granted in South West Scotland CJA area in 2005/06.

- There is no single majority age grouping subjected to PO's.
- 27% of orders are for Young Offenders.

Supervised Attendance Orders

The number of SAOs granted in the South West Scotland CJA and Scotland are summarised in Figure 23 below.

Figure 23: Supervised Attendance Orders imposed (Rate per 10,000 population)



Source: Criminal Justice Social Work Statistics 2005/06

This shows that:

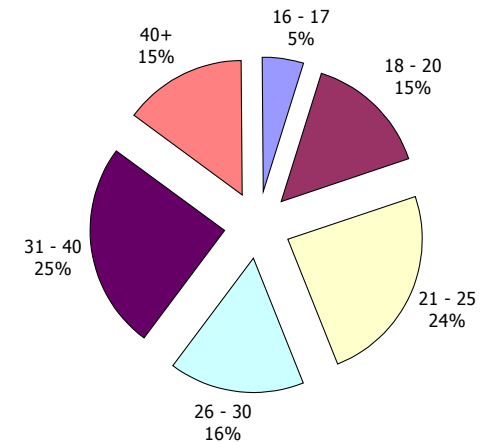
SAOs were used extensively in East and South Ayrshire during the period in question rising to 21.3 per 10,000 population and 25.9 per 10,000 population in 2005/06.

North Ayrshire (6.6 per 10,000) and D&G (1.8 per 10,000) were below the national average of 10.6 per 10,000 in 2005/06.

The following additional characteristics for offenders subject to SAOs in South West Scotland in 2005/06 have been identified

- 463 orders were granted against 403 individuals
- The average length of SAO is 42 hours
- 82% of those granted were for males
- 58% of individuals were unemployed with 19% in employment
- 80% of the orders breached were by males
- 69% were successfully completed

Figure 24: % Supervised Attendance Orders imposed by age



Source: Criminal Justice Social Work Statistics 2005/06

Figure 24 offers a breakdown of age groups against whom SAOs were granted in South West Scotland CJA in 2005/06 and shows:

20% of SAOs are for Young Offenders (16 – 20 yr olds)

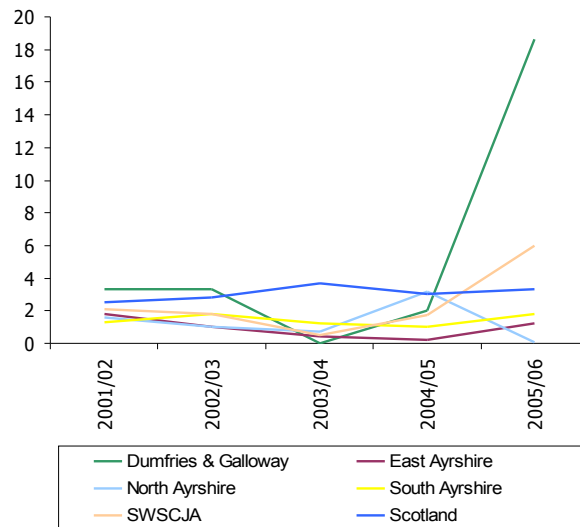
In 2006/07 SAOs have now been enhanced to incorporate those individuals against whom a fine of £500 or less would have been granted.

Diversion from Prosecution

Diversion from Prosecution (DfP) is an option available to the Procurator Fiscal for disposal. It is suited to individuals who are typically first time or minor offenders and for whom a criminal conviction may not be in the interest of public justice.

Figure 25 summarises the use of DfP in South West Scotland CJA in the period 2001 – 2005/06.

Figure 25: Diversion from Prosecution (rate per 10,000 population)



Source: Criminal Justice Social Work Statistics 2005/06

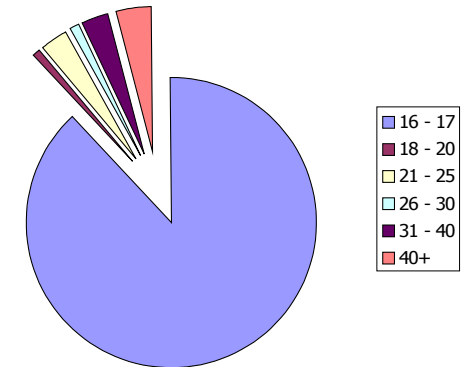
As can be seen, DfP is an option that was used on a limited basis over the period 2001 – 2005 and adopted at a level below the national figure. The exception to this would be in the 2005/06 Fiscal

year when it was heavily adopted in D & G rising to 18.6 per 10,000 population (all for those aged 16 & 17yrs). This compared to the other local authority areas as follows: East Ayrshire (1.2 per 10,000); North Ayrshire (0.1) and South Ayrshire (1.8). The national average was 3.3 per 10,000.

Additional statistics of note for DfP in South West Scotland CJA over the 2005/06 period are as follows:

- 216 cases were commenced for 171 individuals (89% of which were in D&G; 5% in East Ayrshire; 7% in South Ayrshire and 0.5% in North Ayrshire)
- 79% were for males and 21% females
- 60% of individuals were unemployed and 30% in full time education
- 63% of cases were completed

Figure 26: % of Diversion from Prosecution cases by age



Source: Criminal Justice Social Work Statistics 2005/06

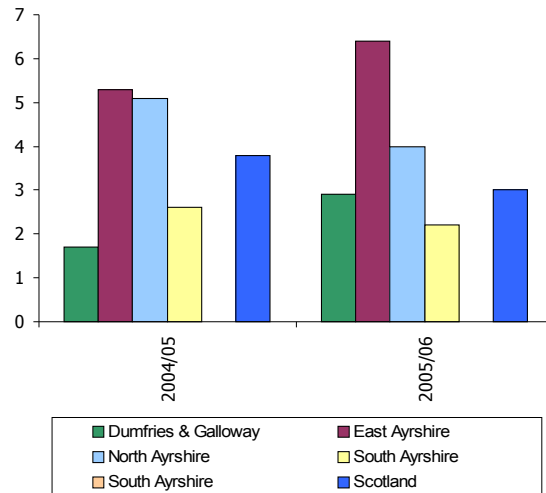
Figure 26 provides a breakdown for age group for those offered DfP as an option:

- 88% of those individuals were 16 – 17yrs. This is principally due to D&G exclusively concentrating on those aged 16-17
- The other local authorities chose to spread the option across the various age groups as shown.

Statutory Throughcare

Figure 27 below summarises the use of Statutory Throughcare over the 2004 – 2005/06 period:

Figure 27: Statutory Throughcare (rate per 10,000 population)



Source: Criminal Justice Social Work Statistics 2005/06

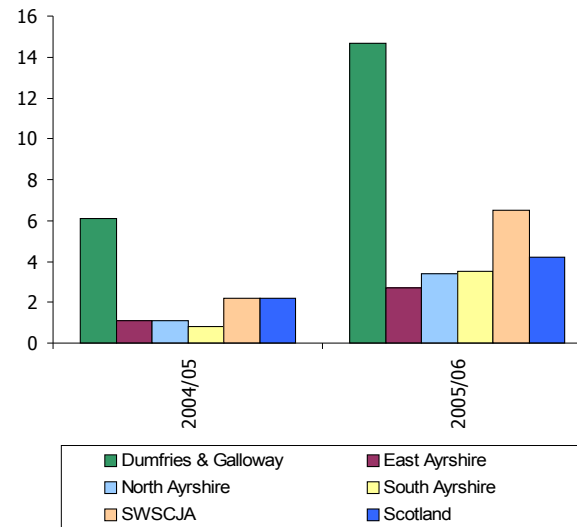
As can be seen, the option is available in all Local Authority areas with East and North Ayrshire having the highest number of cases in 2005/06.

- In South West Scotland CJA area in 2005/06 96% of the cases were for males
- In terms of cases in the Community, 47% were for those granted Parole; 31 were Non Parole cases; and, 7% were extended sentence
- In terms of cases released from custody, 50% were those serving over 4 years; 22% were in extended sentence and 13% were serving a life sentence

Voluntary Assistance

Figure 28 demonstrates the use of Voluntary Assistance in 2004 – 2006.

Figure 28: Voluntary Assistance (Rate per 10,000 population)



Source: Criminal Justice Social Work Statistics 2005/06

As can be seen, there has been an increase in the adoption of Voluntary Assistance across all areas of the South West Scotland CJA. The most significant use, and indeed greatest increase in use, across the period is seen in D&G where the adoption is well above the national average.

6. The Prison Population

The South West Scotland CJA area contains two prisons: HMP Kilmarnock and HMP Dumfries.

The Scottish Prison Service (SPS) operates all of the prison estate with the exception of HMP Kilmarnock, which is operated as a 'Private' prison by SERCO. The management contract is issued and overseen by SPS.

The following statistics were taken by way of a 'snap shot' on 28 March 2007. This was done on the basis that it provided a profile of the prison population on one given day. It is further aided by being at the end of a Fiscal year thus providing a degree of comparison with many of the other statistics offered within this report.

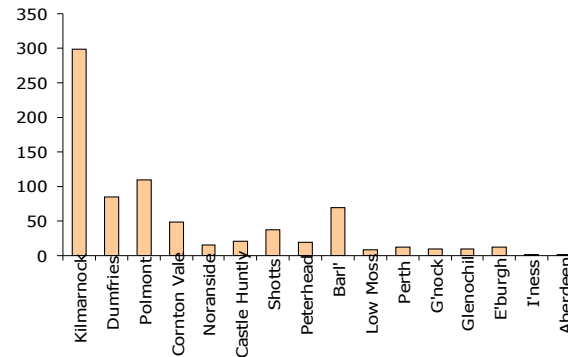
Location of South West Scotland CJA Prisoners

Figure 29 below demonstrates the location of South West Scotland CJA prison population on 28 March 2007.

It can be seen that 72% of prisoners from South West Scotland CJA are found in four Prisons:

HMP Kilmarnock	40%
HMP Polmont	15%
HMP Dumfries	11%
HMP Cornton Vale	6%

Figure 29: South West Scotland CJA Prisoners by Establishment



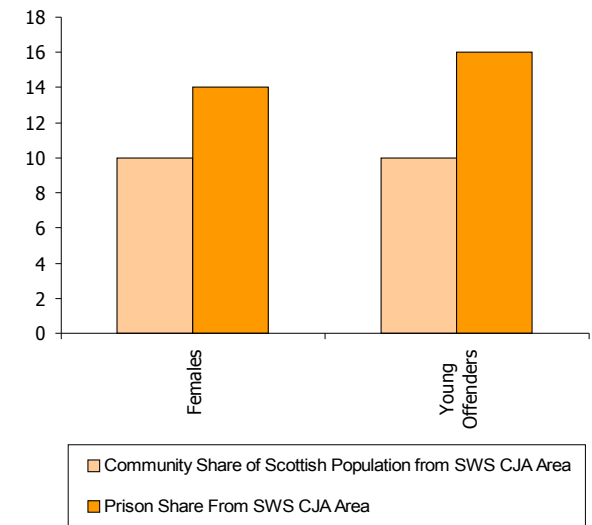
Source: Scottish Prison Service 28th March 2007

The remaining 28% are thereafter spread across the nation and prison estate.

It is of particular note that 51% of the South West Scotland CJA prisoners are housed within the two local prisons at both HMP Kilmarnock and Dumfries.

Figure 30 shows a comparison of the South West Scotland CJA population against the Scottish population share of females and those aged 16-20 (young offenders).

Figure 30: Comparison of share of population and share of prison population



Source: Scottish Prison Service 28th March 2007

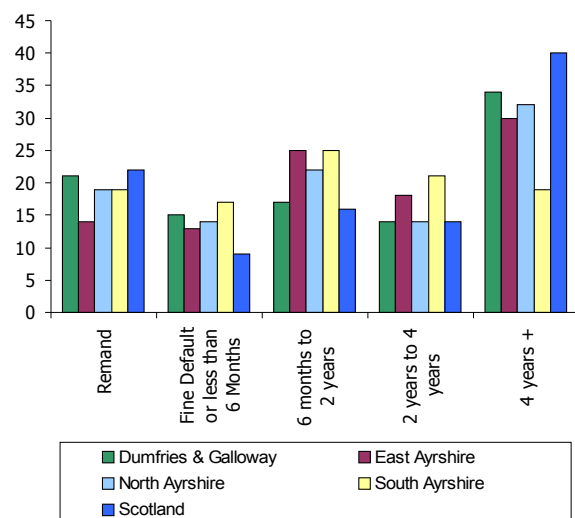
This demonstrates two key factors: South West Scotland CJA area would appear to have a higher share of female prison population (14%) than the population share of females (10%)

South West Scotland CJA area would appear to have a higher share of young offenders (16%) in prison than the population share of young offenders (10%)

Prison Population by Sentence

Figure 31 demonstrates the type and length of sentence imposed on the South West Scotland CJA prisoners on the chosen date of 28 March 2007.

Figure 31: Prison population by sentence



Source: Scottish Prison Service 28th March 2007

This shows that for those prisoners on remand there is a higher percentage from D&G (21% of prisoners from D&G); than the other local authority areas within South West Scotland CJA – East Ayrshire (14%); North Ayrshire (19%) and South Ayrshire (19%). However all are below the national average of 22%.

A similar position is evident in respect of those serving over 4 years: D&G (34%); East Ayrshire (30%); North Ayrshire (32%) and South Ayrshire (19%) compared to a national average of 40%.

However, in contrast, the percentage of prisoners sentenced to imprisonment from fine default to 4 years in the CJA area is level with, or above, the national average in all instances.

The following are of particular note:

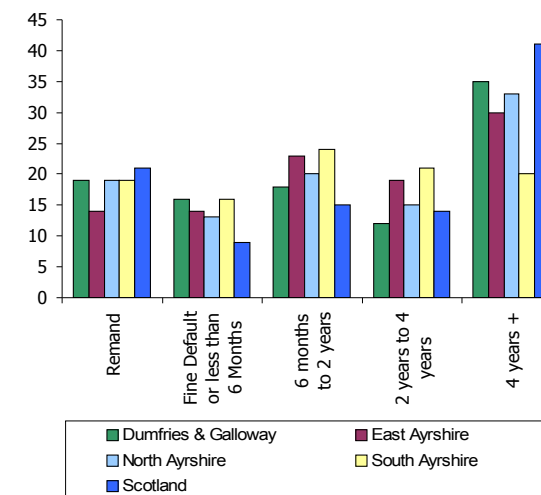
- In respect of those serving a sentence for fine default or of a period less than 6 months all 4 local authority areas (D&G – 15%; East Ayrshire – 13%; North Ayrshire – 14%; and, South Ayrshire – 17%) are above the national average (9%)
- Of those serving between 6 months and 2 years, this accounts for 25% of the East and South Ayrshire prison population compared to 22% for North Ayrshire and 17% for Dumfries & Galloway. The national average is 17%.
- In the prison population serving between 2yrs and 4yrs, South Ayrshire (21%) and East Ayrshire (18%) have a higher rate of prisoners than North Ayrshire and D&G, which are in line with the national percentage share of 14%.

Figures 32 and 33 show the type and length of sentence for male and female prisoners from South West Scotland CJA area.

The position for male prisoners is broadly consistent with the overall position illustrated in Figure 31 however there are some notable differences for female prisoners albeit based on a relatively small sample of around 50 prisoners.

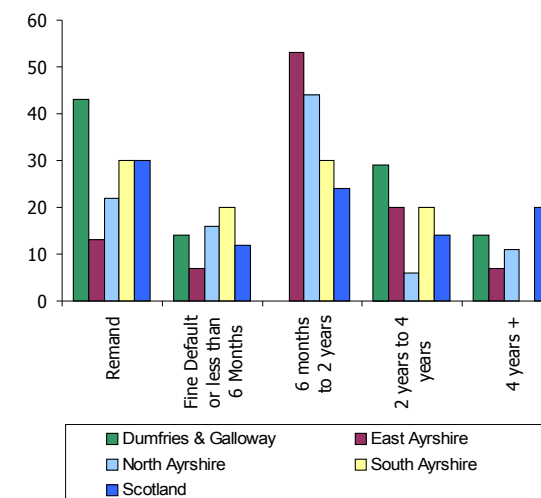
- There is a significantly higher percentage of female prisoners from Dumfries & Galloway held on remand
- The percentage of females from South West Scotland CJA serving 6 months to 2 years is significantly higher than the national average.

Figure 32: Male prison population by sentence



Source: Scottish Prison Service 28th March 2007

Figure 33: Female prison population by sentence



Source: Scottish Prison Service 28th March 2007

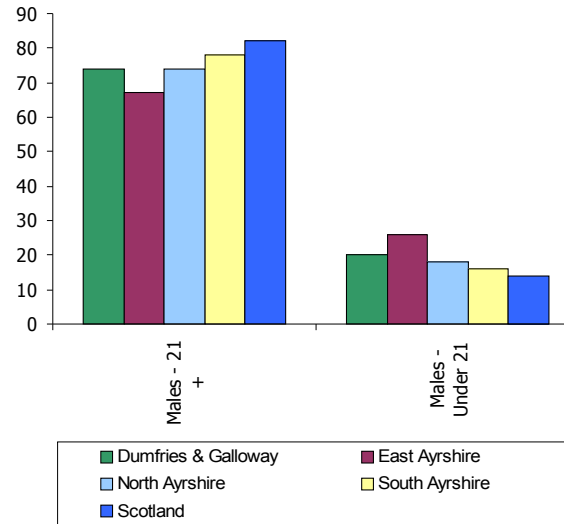
Prison Population by Age and Sex

Figures 34 and 35 show the breakdown of the prison population by age and sex on 28 March 2007 the South West Scotland CJA

The graphs demonstrate the following:

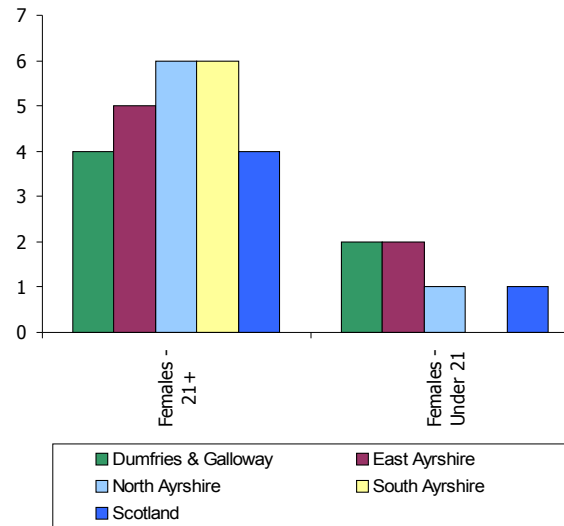
- The percentage share of male prisoners aged 21+ is lower across the South West Scotland CJA area (D&G – 74%; East Ayrshire – 67%; North Ayrshire – 74%; and South Ayrshire 78%) compared to the national average of 82%
- By contrast the percentage share of male prisoners under 21, is higher across the South West Scotland CJA area (D&G – 20%; East Ayrshire – 26%; North Ayrshire – 18% and South Ayrshire – 16%) compared to the national average of 14%
- With regards to female prisoners, for both age categories, the percentage of females, making up the CJA prison population is higher across the area when compared to the national average.
- For females under 21: National Average – 1%; D&G – 2%; East Ayrshire – 2%; North Ayrshire 1% and South Ayrshire - Nil.
- For females over 21: National Average – 4%; D&G – 4%; East Ayrshire 5%; North Ayrshire – 6%; South Ayrshire – 6%, this should be taken with some caution due to the relatively small sample.

Figure 34: Male prison population by age



Source: Scottish Prison Service 28th March 2007

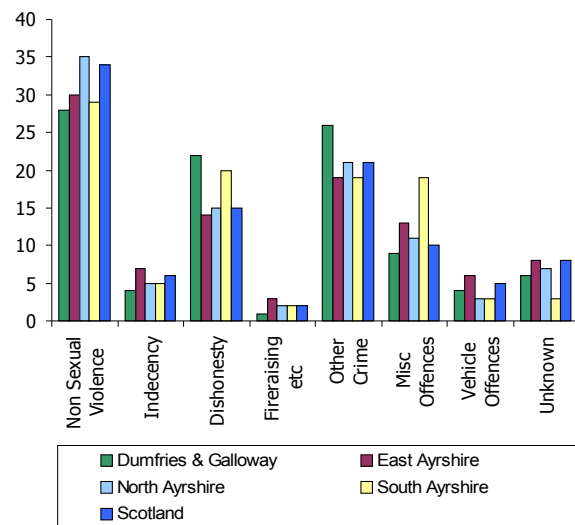
Figure 35: Female prison population by age



Source: Scottish Prison Service 28th March 2007

Prison Population - Crime Group

Figure 36: Prison Population by crime group



Source: Scottish Prison Service 28th March 2007

Figure 36 shows the breakdown of the South West Scotland CJA area prison population by Crime Group. This demonstrates that:

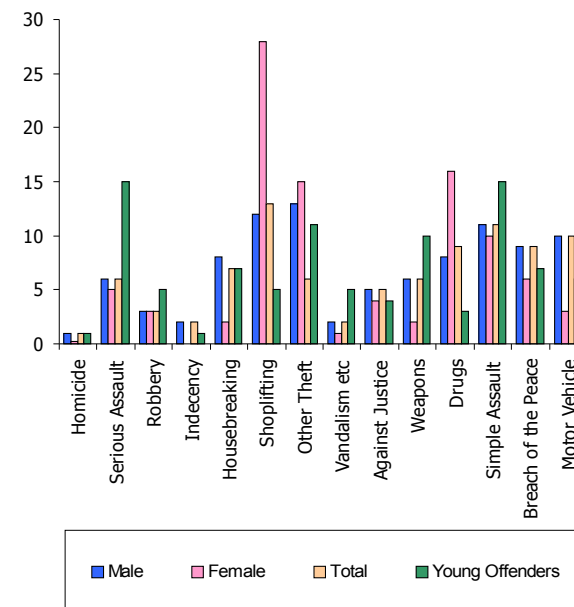
- In terms of non sexual crimes of violence, North Ayrshire (35%) had more prisoners than the national average (34%) with all other local authority areas falling below (D&G – 28%; East Ayrshire – 30% and South Ayrshire 29%)
- By Crimes of Dishonesty, D&G (22%) and South Ayrshire (20%) are both above the national average (15%) with North (15%) and East Ayrshire (14%) being largely in line
- Taking the 'Other Crime' category which includes proactive crime such as drugs and offensive weapons and crimes against public justice, D&G (26%) and North Ayrshire (21%) are above the national average (21%) with

East and South Ayrshire both having 19% of their prison population in this category.

- In the Crime Group of Miscellaneous Offences (Simple Assault, Breach of the Peace etc), South Ayrshire (19%) is significantly higher than the national average (10%), and all other local authority areas (D&G – 9%; East Ayrshire – 13%; and North Ayrshire – 11%) within South West Scotland CJA.

Prison Population - Direct Sentence

Figure 37: Prison population by direct sentence (main crime) 2004/06



Source: Scottish Prison Statistics 2004/05 and 2005/06

An analysis of the Scottish prison population by direct sentence crime for the 3 year period to end March 2006 is shown in Figure 37 broken down by sex and by young offenders.

- Young Offenders have a far higher rate of imprisonment for crimes of violence and disorder – notably Serious Assault, Carrying of Offensive Weapons, Simple Assault and Vandalism.
- Female Offenders have a far higher rate of imprisonment for Shoplifting, 'Other Thefts' and Drug offences.
- As the largest offender group Male Offenders unsurprisingly reflect the national trend

7. Crime Trends

The following section details the Crime Trends across the CJA and Scotland over the period 2000 – 2007 and is intended to give a perspective on the types of crime being reported to and recorded by the Police.

Whilst not all-inclusive, as it excludes non-reported crimes, it does however offer an accurate trend of the offenders active in the respective communities.

Figures are presented for the period 2000 – 2006 from audited finalised figures as detailed on the Scottish Neighbourhood Services system offered by The Scottish Executive.

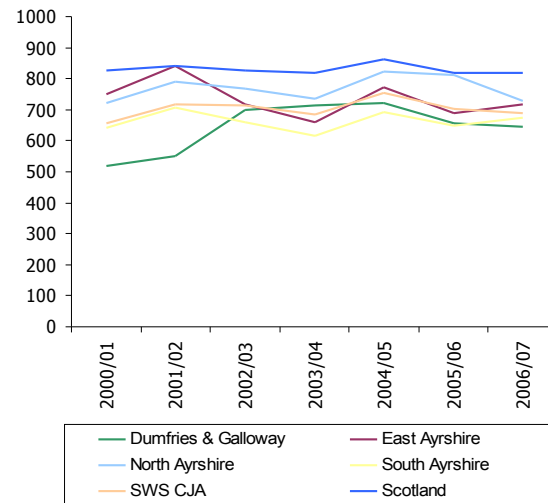
2006/07 figures have been provided by the respective Police Forces and are estimated and not audited. Comment is therefore offered on the audited 2005/06 figures.

The trends are presented in the first instance by Core Crime Group. Individual crimes have then been selected to give a further indication and comparison eg Non Sexual Crimes of Violence are detailed with additional comparison available in respect of Serious Assault and Robbery.

Like other sections of this report, the position is detailed 'per 10,000' population in order to minimise any bias in the total figures caused by rurality etc.

Total Crimes Recorded

Figure 38: Total crimes recorded by the police (Rate per 10,000 population)



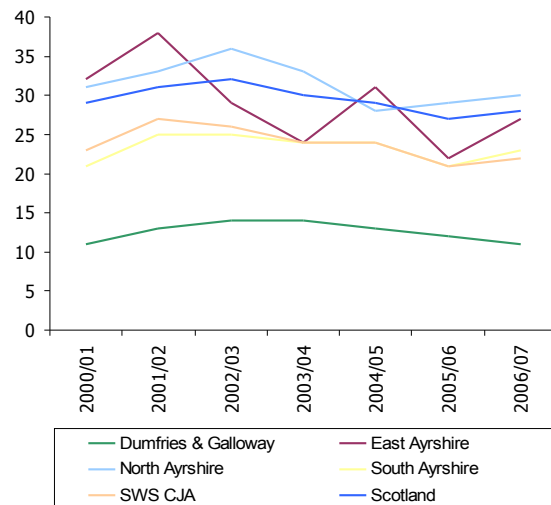
Source: Recorded Crime in Scotland 2006/07

- The CJA area has shown a continuing decline in total recorded crimes over the whole period
- North Ayrshire has shown the greatest reduction in recent years (from 823 crimes per 10,000 population in 2004/05 to the estimated 729 in 2006/07)
- All three Ayrshires, have shown a consistent return with little or no variation in the number of crime recorded when comparing 2000/01 and 2006/07. East Ayrshire - 749 crimes per 10,000 population in 2000/01 and 716 per 10,000 in 2006/07; North Ayrshire – 722 compared to 729; and, South Ayrshire 643 compared to 674

- D&G has shown an overall increase over the period shown with 519 crimes per 10,000 population in 2000/01 compared to 646 in 2006/07
- The CJA area and individual areas therein have consistently been below the national average for total recorded crimes.

Non Sexual Crimes of Violence

Figure 39: Non sexual crimes of violence (Rate per 10,000 population)

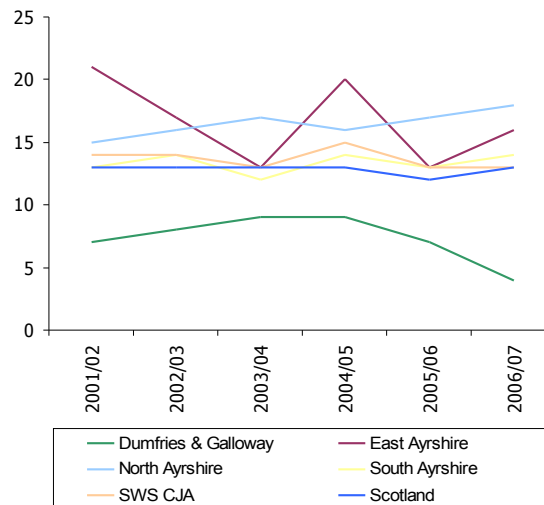


Source: Recorded Crime in Scotland 2006/07

- The overall CJA average sits well below the national average over the period
- South Ayrshire is largely reflective of the overall CJA area
- North Ayrshire has returned a steady growth over the past 3 years sitting, at the current time, above the national average
- East Ayrshire has shown a sharp increase in the period from 2005/06 to 2006/07 going from 22 to 27 crimes per 10,000.
- D&G is consistently far below the other areas and the national & CJA averages
- In 2005/06 the position for each local authority area against the national average (27) is: D&G – 12; East Ayrshire – 22; North Ayrshire – 29; and South Ayrshire 21.

Serious Assault

Figure 40: Serious Assault (Rate per 10,000 population)

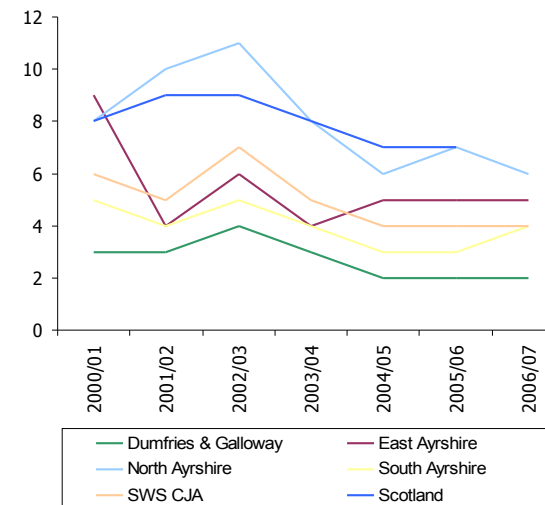


Source: Recorded Crime in Scotland 2006/07

- All 3 Ayrshire's and the CJA average sit above the national average
- D&G is well below the national and CJA average with a steady decline over the period. (partly explained by a recent change in definition applied at Force level)
- North Ayrshire shows a steady growth over the period
- East Ayrshire is relatively inconsistent with a growth in the past year on reported crimes
- South Ayrshire is again largely consistent with the South West Scotland CJA average
- In 2005/06 the position for each of the local authority areas against the national average (12) is: D&G – 7; East Ayrshire – 13; North Ayrshire – 17 and South Ayrshire – 14.

Robbery

Figure 41: Robbery (Rate per 10,000 population)

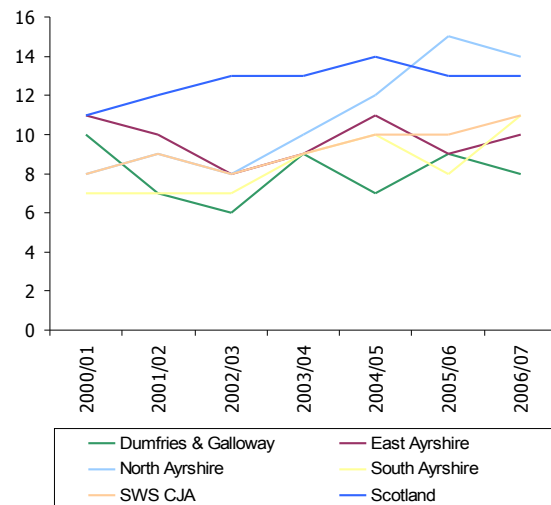


Source: Recorded Crime in Scotland 2006/07

- Recorded robbery has largely been steadily declining over the period in question
- In recent years, North Ayrshire has been close to the national average however has shown a steady decrease over the most recent year
- In 2005/06 the position for each of the local authority areas against the national average (7 crimes per 10,000 population) is as follows: D&G – 2; East Ayrshire – 5; North Ayrshire – 7 and South Ayrshire – 3.

Crimes of Indecency

Figure 42: Crimes of Indecency (Rate per 10,000 population)

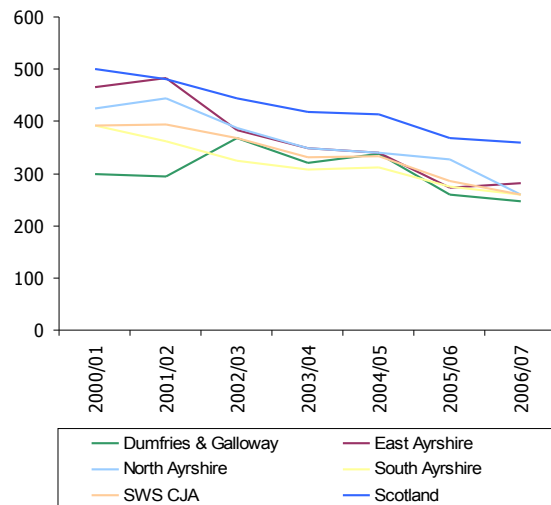


Source: Recorded Crime in Scotland 2006/07

- North Ayrshire is above the national average although is indicating a reduction in 2006/07. The overall trend may be partly explained by recent Major Enquiries which have revealed a large number of historical offences
- All other areas of South West Scotland CJA and the area average are below the national average over the entire period
- The CJA area has shown a gradual increase
- In 2005/06 the position for each of the local authority areas against the national average (13 crimes per 10,000 population) is as follows: D&G – 9; East Ayrshire – 9; North Ayrshire – 15 and South Ayrshire – 8.

Crimes of Dishonesty

Figure 43: Crimes of Dishonesty (Rate per 10,000 population)

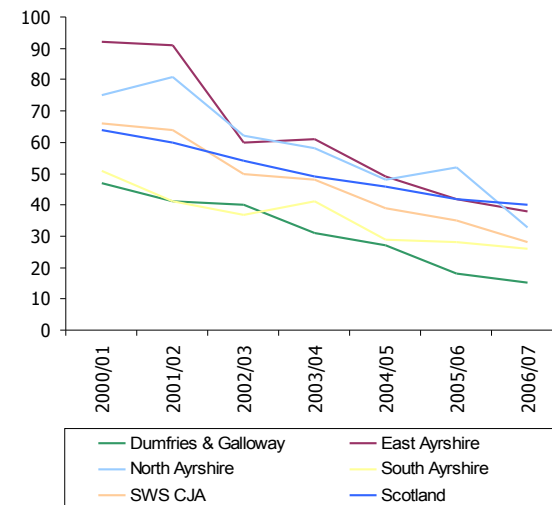


Source: Recorded Crime in Scotland 2006/07

- All trends show a steady decrease in recorded dishonesties over the period in question.
- All individual areas within the CJA area show a consistent number of crimes recorded per 10,000
- In 2005/06 the position for each of the local authority areas against the national average (369 crimes per 10,000 population) is as follows: D&G – 261; East Ayrshire – 272; North Ayrshire – 328 and South Ayrshire – 275.

Domestic Housebreaking

Figure 44: Domestic Housebreaking (Rate per 10,000 population)

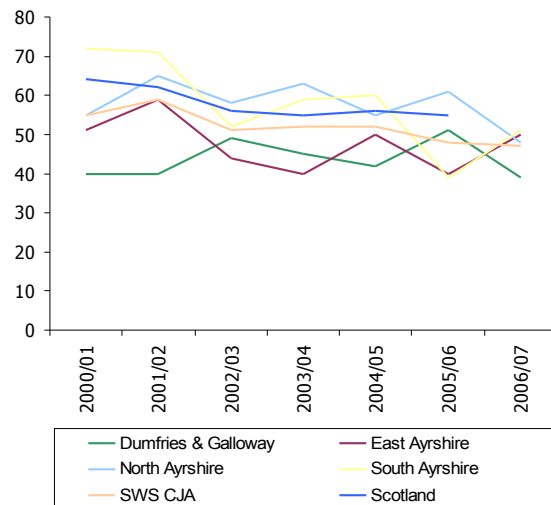


Source: Recorded Crime in Scotland 2006/07

- A significant reduction in recorded Domestic Housebreakings is notable across all measured areas
- In 2005/06 the position for each of the local authority areas against the national average (42 crimes per 10,000 population) is as follows: D&G – 18; East Ayrshire – 42; North Ayrshire – 52 and South Ayrshire – 28.

Theft by Shoplifting

Figure 45: Theft by Shoplifting (Rate per 10,000 population)

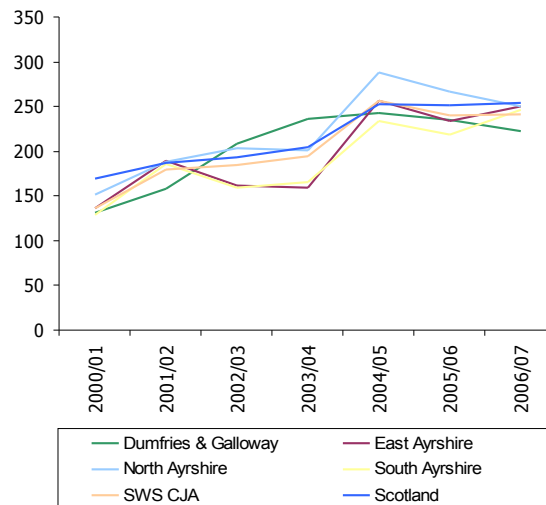


Source: Recorded Crime in Scotland 2006/07

- The CJA area average has shown a slight decline over the period
- North Ayrshire has been regularly above the national average
- South & East Ayrshire have shown an increase over the past year in contrast to North Ayrshire and D&G which have shown a sharp decrease over the same period.
- In 2005/06 the position for each of the local authority areas against the national average (55 crimes per 10,000 population) is as follows: D&G – 51; East Ayrshire – 40; North Ayrshire – 61 and South Ayrshire – 39.

Vandalism, Fire-raising etc

Figure 46: Vandalism, Fire-raising etc (Rate per 10,000 population)

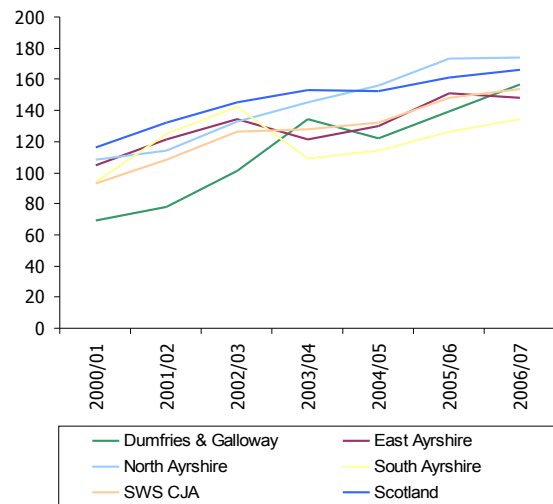


Source: Recorded Crime in Scotland 2006/07

- A consistent, increasing trend can be seen across all areas, however it should be noted the Scottish Crime Recording Standard was introduced in 2004/05. This resulted in many previously unrecorded minor crimes, in particular vandalism, being noted
- In 2006/07 all measured South West Scotland CJA areas were below the national average
- In 2005/06 the position for each of the local authority areas against the national average (251 crimes per 10,000 population) is as follows: D&G – 235; East Ayrshire – 234; North Ayrshire – 267 and South Ayrshire – 218.

Other Crimes

Figure 47: Other Crimes (Rate per 10,000 population)



Source: Recorded Crime in Scotland 2006/07

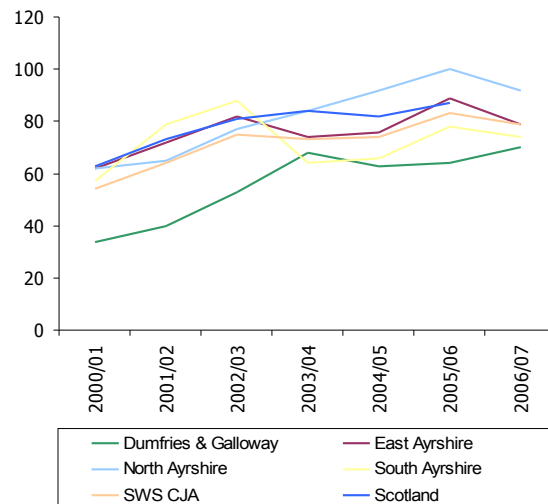
This Crime Group includes drug offences, possession of offensive weapons and crimes against public justice. Typically proactive crimes.

North Ayrshire is above the national average
All other areas within South West Scotland CJA, and the CJA average, are below the national average

- Nonetheless, all areas have shown a steady increase over the period 2003 – 2007
- In 2005/06 the position for each of the local authority areas against the national average (161 crimes per 10,000 population) is as follows: D&G – 139; East Ayrshire – 151; North Ayrshire – 173 and South Ayrshire – 126.

Drugs

Figure 48: Drugs (Rate per 10,000 population)

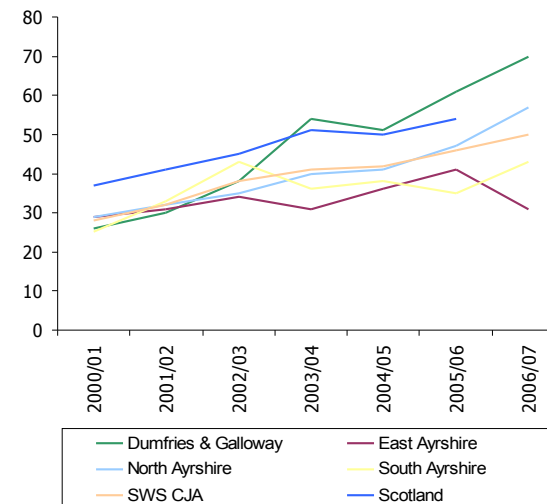


Source: Recorded Crime in Scotland 2006/07

- North Ayrshire sits above the national average
- D&G is demonstrating a steady recent growth
- All other measured areas are below the national average and showing a steady decline
- In 2005/06 the position for each of the local authority areas against the national average (87 crimes per 10,000 population) is as follows: D&G – 64; East Ayrshire – 89; North Ayrshire – 100 and South Ayrshire – 78.

Crimes Against Public Justice

Figure 49: Crimes against public justice (Rate per 10,000 population)



Source: Recorded Crime in Scotland 2006/07

This includes crimes such as: Breach of Bail Conditions; Assaulting/Resisting Police Officers; Attempt to Pervert etc.

- D&G has demonstrated a significant, continued growth over the period. North Ayrshire has also shown a steady recent increase.
- South and East Ayrshire are consistently below the national and CJA average
- In 2005/06 the position for each of the local authority areas against the national average (54 crimes per 10,000 population) is as follows: D&G – 61; East Ayrshire – 41; North Ayrshire – 47 and South Ayrshire – 35.

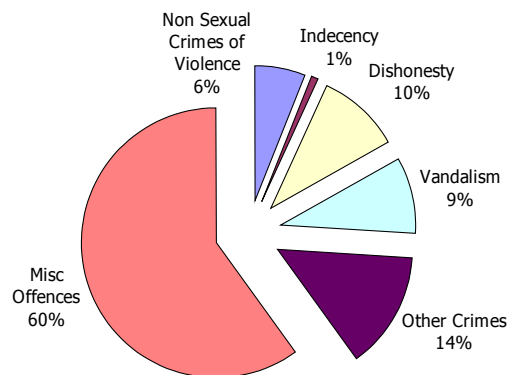
Young Offenders

A study previously completed by Strathclyde Police examined the type of crime committed by Young Offenders in 2006/07.

The information contained in Figures 50 and 51 is available for Ayrshire Division only but is deemed to be transferable to the overall South West Scotland CJA area.

The figures include those charged with offences only and are therefore not necessarily convictions.

Figure 50: Offences committed by Young Offenders by Crime Group.



Source: Strathclyde Police

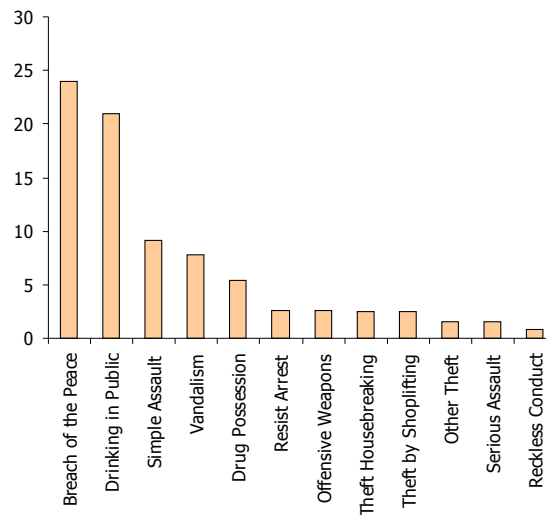
This demonstrates that the vast majority (60%) of offences committed by those aged 16-20yrs fall within the Miscellaneous Offences category. These are typically regarded as being minor offences and include Breach of the Peace; Simple Assault; Urinating in Public etc.

Other Crimes (14%) represent the second largest Group and this includes the previously referred to 'proactive' crimes such as drugs, possession of weapons and crimes against public justice. The other Crime groups are: Dishonesty (10%); Vandalism & Fire-raising (9%); Non Sexual Crimes of Violence (6%) and Crimes of Indecency (1%).

Indeed, it may not be unreasonable to assume that the figures presented for Young Offenders may broadly reflect the First Time Offenders category.

Figure 51 shows a detailed breakdown of the most prevalent crimes committed by Young Offenders..

Figure 51: Youth offending by main crime



Source: Strathclyde Police

This demonstrates that Breach of the Peace, Drinking in Public, Simple Assault and Vandalism are by the far the most prevalent offences amongst the Young Offender group.

Registered Sex Offenders

On 18 June 2007, the number of Registered Sex Offenders within the respective Local Authority areas of South West Scotland CJA was Dumfries & Galloway - 101; East Ayrshire – 72; North Ayrshire – 69 and South Ayrshire – 62.

The equivalent rate per 10,000 population is as follows: D&G – 6.8; East Ayrshire –6.0; North Ayrshire – 5.1; and, South Ayrshire 5.5.

8. Domestic Abuse and Hate Crime

Domestic Abuse and Hate Crime is not a new, emerging occurrence. It has however typically gone unrecorded due to fear, intimidation and lack of experience/confidence in the Criminal Justice system. In recent years a significant growth in reported incidents has been noted.

This reports looks primarily at Domestic Abuse and Racial Abuse. This is due to the availability of statistics in these areas.

Comment is offered on the limited statistics available in respect of Homophobic incidents

Domestic Abuse Incidents

The definition of domestic abuse, as agreed by the Scottish Criminal Statistics Committee and the Association of Chief Police Officers Scotland (ACPOS) is as follows:

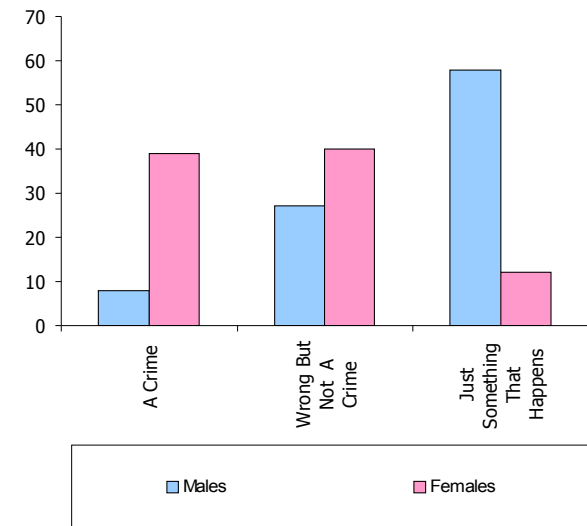
“Domestic abuse is any form of physical, non-physical or sexual abuse which takes place within the context of a close relationship, committed either in the home or elsewhere. This relationship will be between partners (married, cohabiting or otherwise) or ex-partners”.

Incidents of a Domestic nature are recorded by Scottish Police Forces on a standard format. On many occasions no crime is committed however data is nevertheless recorded and maintained as management information forming returns to national statistics.

For example, in 2005/06 there were 46,000 incidents of a domestic nature in Scotland. This included 24,000 where a crime had been committed and of that number, 14,000 resulted in a report being submitted to the Procurator Fiscal.

Perceptions of Domestic Abuse

Figure 52: Perceptions of Domestic Abuse



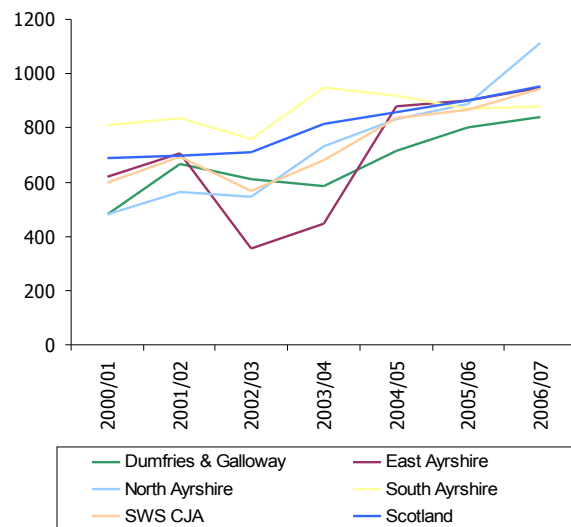
Source: Scottish Crime & Victimization Survey 2004

This demonstrates a notable difference in opinion between the sexes ie

- 58% of males perceive it to be 'Just Something That Happens' while 12% of females perceive it to be so.
- By contrast, 8% of males perceive it to be a crime, whilst 39% of females perceive it to be so.

Incidents of Domestic Abuse

Figure 53: Domestic Abuse Incidents (Rate per 10,000 population)



Source: Scottish Neighbourhood Statistics

- Over the period shown, all areas have returned a steady increase.
- North Ayrshire is above all other areas in South West Scotland and is above the national average.
- East Ayrshire is in line with the CJA average (in 2006/07) and in line with the anticipated growth for Scotland.
- South Ayrshire has shown the smallest growth over the given period
- In 2005/06 (the last available audited set of statistics) the position for each local authority area against the national average (899 incidents per 10,000 population) is: D&G – 803; East Ayrshire – 900; North Ayrshire – 889; and South Ayrshire 869.

However it should be noted that North Ayrshire has the highest recorded number of Domestic Abuse incidents in the Strathclyde Police Force area.

The following information is drawn from statistics provided by Strathclyde Police for the Force area however it is reasonable to assume that it could be applied across the South West Scotland CJA area.

The Victim

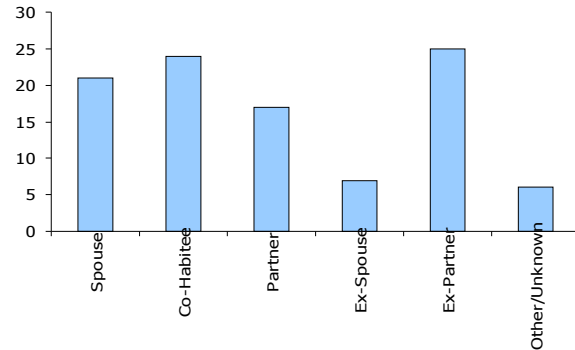
- Of reported incidents, in 85% of occasions, the victim is female with the majority (85%) being aged between 20 and 50.
- 45% of the victims are recorded as being victims who have not previously reported an incident.
- Therefore, by contrast, 55% of those reporting incidents have been the victim on at least one previous occasion of a reported domestic incident.

The Offender

- On 85% of occasions, the offender is male with the majority (84%), like the victim, also being aged between 20 and 50.
- 44% are first time offenders
- 56% have been previously shown as suspects/offenders on at least one previous occasion

Relationship between Offender and Victim

Figure 54: Relationship between Victim and Offender



Source: Strathclyde Police

Clearly, as a result of the definition, a Domestic Abuse incident must take place between individuals who are either in a current or have previously been in a relationship. Figure 54 below shows this relationship.

- The largest single category is 'Ex Partner' at 25%. This is followed by Co-habittee (24%); Spouse (21%) and Partner (17%).
- Ex-Spouse is recorded as accounting for 7% of the incidents.

Involvement of Alcohol and Drugs

Figure 55: Involvement of alcohol and drugs



Source: Strathclyde Police

- In 58% of incidents, the victim was found to be non-influenced by alcohol or drugs. This contrasts with 26% of the offenders.
- 52% of offenders were found to be under the influence of alcohol. This compares to 33% in the case of the victim.

In addition the statistics indicate that:

- Where a crime is recorded: 46% of those are Simple Assault; 35% are Breach of the Peace; 7% are vandalism; 7% are Crimes Against Justice such as breach of bail; 2% are Serious Assaults with the remaining 3% being 'other' crime.
- The majority of incidents take place on Friday, Saturday and Sundays between 1800 and 0600hrs.
- 89% of incidents take place in a private dwelling with 41% in a joint home and, 40% in victim's home
- On 43% of occasions, children were present within the locus at the time of the reported incident. On 20% of occasions, they were involved in the incident.

Racial Incidents

The definition of racist incident was provided by the MacPherson report into the death of Stephen Lawrence and subsequently adopted by ACPOS and is as follows:

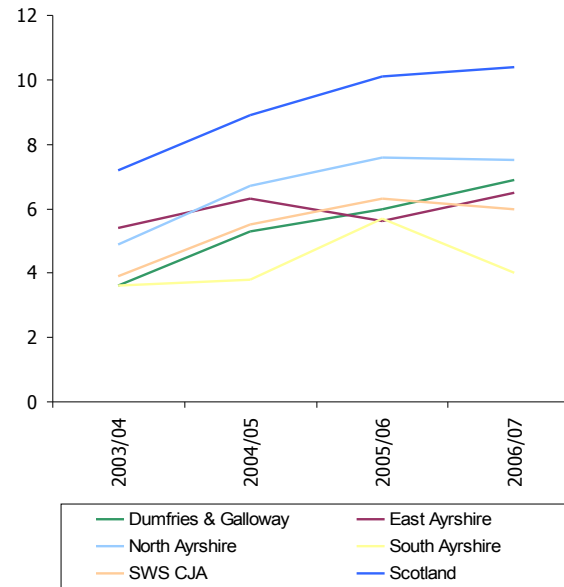
"Any incident which is perceived to be racist by the victim or any other person".

Incidents of a Racist nature are recorded by Scottish Police Forces on a standard format.

On many occasions, no crime is committed however data is nevertheless recorded and maintained as management information forming returns to national statistics.

Racial Incidents

Figure 56: Racial Incidents (Rate per 10,000 population)



Source: Scottish Neighbourhood Statistics

- This indicates an increased reporting of incidents of a racist nature.
- All LA areas within South West Scotland CJA are showing levels of reported racial incidents below the national average
- D&G has shown an increase year on year
- East Ayrshire has also shown an increase over the past year
- North Ayrshire has remained constant however still shows the highest rate in the South West Scotland CJA area
- South Ayrshire has returned a reduction in 2006/07 against the previous year
- In 2005/06 (the last available audited set of statistics) the position for each local authority

area against the national average (10.1 incidents per 10,000 population) is: D&G – 6; East Ayrshire – 5.6; North Ayrshire – 7.6; and South Ayrshire – 5.7.

The Victim

- 70% of victims are male and 24% female. The remaining 6% were either unknown or no victim known
- 55% were aged between 20 and 40yrs
- 53% are Asian; 19% are white; 10% are black; 2% are Chinese and 2% are of mixed race
- 55% have not previously reported being the victim
- 45% have been the victim on at least one occasion with 9% reporting being the victim on at least 6 occasions or more

The Offender

- 50% of offenders are male, 14% are female with the balance being where race is unknown eg undetected offence such as vandalism where there have been no witnesses to the incident itself
- Of the incidents where a suspect has been identified, 39% are less than 20; 24% are 20 – 29yrs and 20% are 30 – 39yrs
- Of the incidents where the ethnicity of the suspect/offender is known, 95% are white.
- 80% of offenders are first time offenders; 20% have been previously accused.

Relationship between Offender and Victim

- Of the incidents where an offender is known, 64% were strangers to the victim.
- 33% of offenders were neighbours, friends or acquaintances of the victim
- 3% of offenders were in a relationship with the victim

Involvement of Alcohol and Drugs

- Of the incidents where an offender has been recorded, 29% of offenders were not believed to be under the influence of alcohol or drugs
- 41% of offenders were believed to be under the influence of alcohol only; 2% were under influence of drugs and 6% believed to be under the influence of both alcohol and drugs.
- On just 4% of occasions, victims were believed to be under the influence of alcohol or drugs.

In addition the statistics indicate that:

- 54% of offences are recorded as being aggravated conduct/harassment; 17% were for minor assault; 15% were Breach of the Peace with the remainder being made up of 8% vandalism and 2% Non Sexual Crimes of Violence
- 37% of incidents took place on a Saturday or Sunday with the vast majority taking place between 1200 and 0000hrs.
- 34% of incidents took place in a shop or business; 33% in the street with 16% taking place within dwellings.

Homophobic Incidents

The definition of homophobic incident adopted by ACPOS is as follows:

"Any incident that is perceived to be homophobic by the victim or any other person. Victims may be lesbian, gay, bisexual or transgendered, or perceived to be or mistaken for any of these".

Incidents of a Homophobic nature are recorded by Scottish Police Forces on a standard format.

On many occasions, no crime is committed however data is nevertheless recorded and maintained as management information forming returns to national statistics.

The reported number of incidents within the CJA area is very low (estimated at 25 incidents in 2005/06) therefore no conclusions can be drawn from a small sample

The Strathclyde Police Vulnerable Persons Database contains approximately 500 entries for such incidents spanning the past 3-year period. An analysis of indicates the following:

- Of the reported incidents where crimes were noted: 49% were recorded as a Breach of the Peace; 25% as a minor assault; 12% as vandalism; 4% as non sexual crimes of violence; 1.5% as racially aggravated, and the remained made up of other offences.
- The incidents peaked on a Saturday, Sunday and Monday with 41% taking place between 1800 and 0000hrs.
- 41% of incidents took place in the street and 30% in the victims home

The Victim

- 73% of victims were male
- 30% were aged 20-29yrs; 26% were 30-39yrs; 16% were less than 20 and a further 16% were 40-49yrs
- 95% of reported victims were white
- 71% of victims were reporting for the first time
- 20% were found to be under influence of alcohol

The Offender

- 75% of offenders were male
- 33% were aged under 20; 25% were 20-29yrs; and 20% were 30-39yrs
- 98% were male
- 91% were offending for the first time
- 22% were found to be under the influence of alcohol

9. Reconviction Rates

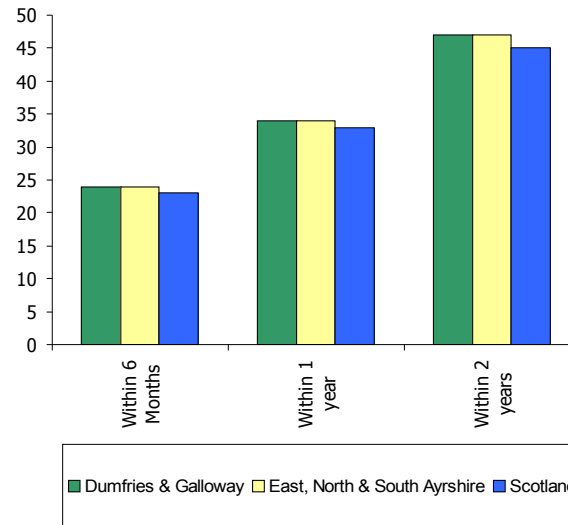
The current target as outlined in the Scottish Executive publication "National Strategy for The Management of Offenders" is a 2% reduction in reconviction rates in all types of sentence by March 2008.

The Reconviction Rate is usually defined as a reconviction within two years of receiving a community sentence or release from prison however figures are also available for reconvictions within six months and one year.

As reconviction rates are based on court statistics they cannot be broken down to local authority level. Figures are therefore presented for Ayrshire and Dumfries & Galloway.

The most recently published set of 'Reconviction Rates' cover the period 2002/03 and therefore measure reconvictions in the two years to 2004/05.

Figure 57: Reconviction rates 2003/04 cohort

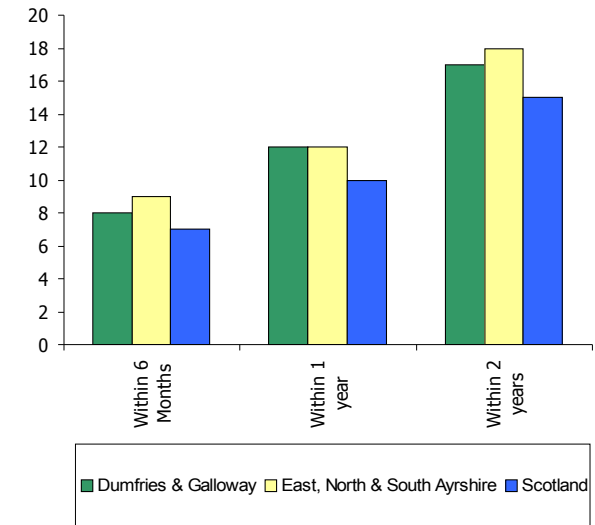


Source: Reconviction of Offenders in 2002/03

Figure 57 shows the reconviction rate within six months, one year and two years for all offences and court disposals.

- The CJA area is slightly above the national average (23% within 6 months; 33% within 1 year and 45% within 2 years).
- A detailed breakdown for comparison purposes is as follows: D&G – 24%, 34% and 47%; The Ayrshire's – 24%, 34% and 47%.
- There is clearly a growth in the rate of reconviction with the passage of time

Figure 58: Reconviction rates – Custodial Reconviction



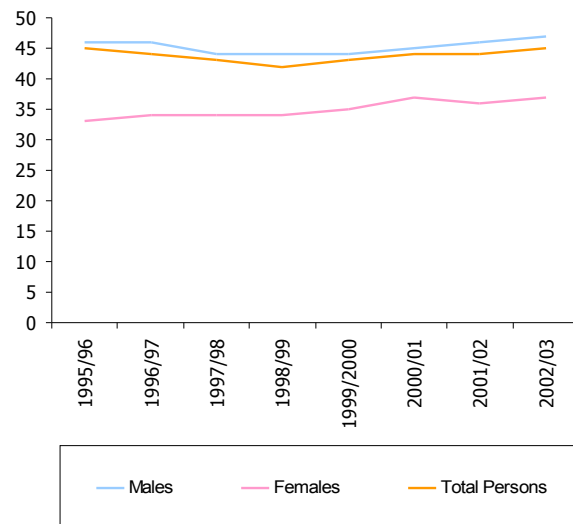
Source: Reconviction of Offenders in 2002/03

Figure 58 outlines the rate of reconviction resulting only in a custodial sentence.

- Reconviction rates are higher in the South West Scotland CJA than the national average.
- In D&G, 8% are re-convicted with a custodial sentence within 6 months; 12% within 1 year and 17% within 2 years.
- This compares to Ayrshire with figures of 9%, 12% and 18% respectively. The Scotland wide comparison is 7%, 10% and 15%.

Reconviction Rate by Sex

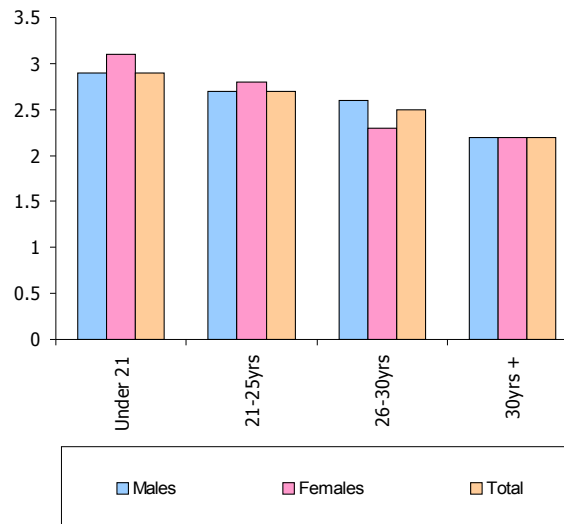
Figure 59: Reconviction Rates by sex 1995-2003



Source: Reconviction of Offenders in 2002/03

- The total re-convictions (ie males and females) remained largely level over the period in question
- The reconviction rate for males (47% in 2002/03) is higher than both females (37%) and the total (45%)
- Female reconviction rates grew over the period from 33% to 37%.
- Particular growth was noted for females in the age groups 21 – 25yrs (9% increase) and 26 – 30 yrs (7% increase).

Figure 60: Average number of reconvictions within two years by sex and age.

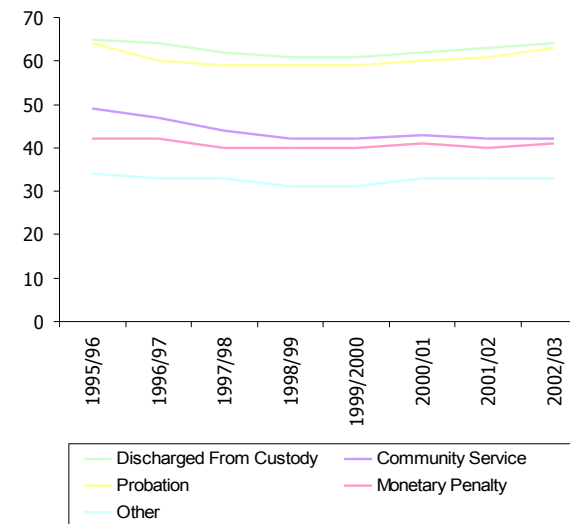


Source: Reconviction of Offenders in 2002/03

- Females under 25 have a higher rate of reconviction than their male counterparts (21-25yr olds - 2.8 reconvictions against 2.7 respectively; and for those under 21 – 3.1 reconvictions against 2.9)
- Males over 25 have a higher rate of reconviction than their female counterparts (2.6 reconvictions against 2.3 reconvictions respectively)

Reconviction Rate by Index Disposal

Figure 61: Reconviction rate by index disposal 1995-2003

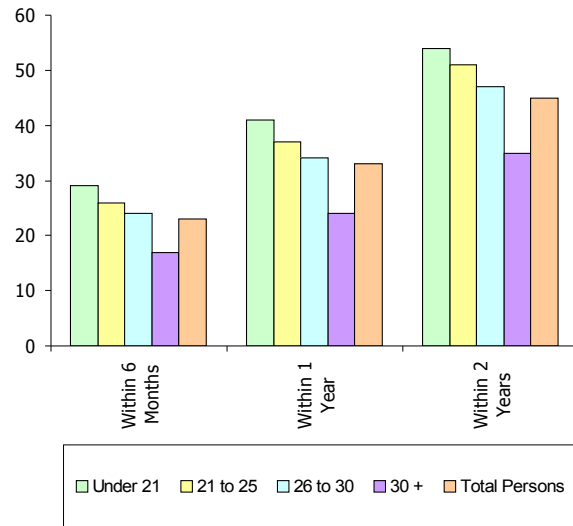


Source: Reconviction of Offenders in 2002/03

- Reconviction rate is highest for those Discharged from Custody (64% within 2 years) and those given Probation (63%).
- Reconviction rates dropped for those granted community service (from 49% in 1995/96 to 42% in 2002/03)
- The reconviction rate for those given monetary penalty remains static over the period at 42%

Reconviction Rates by Age

Figure 62: Reconviction rates by age

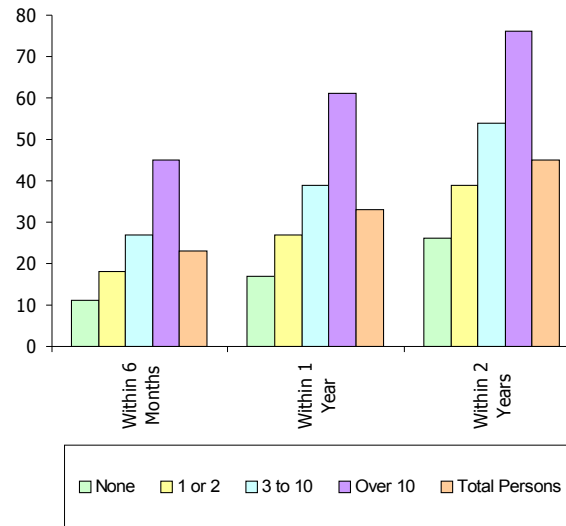


Source: Reconviction of Offenders in 2002/03

- Reconviction rates drop as offenders become older
- The most vulnerable group to re-conviction is those aged under 21 eg within 6 months 29% are reconvicted against an overall average (across all age groups) of 23%

Reconviction Rates by Previous Convictions

Figure 63: Reconviction rate by number of previous convictions

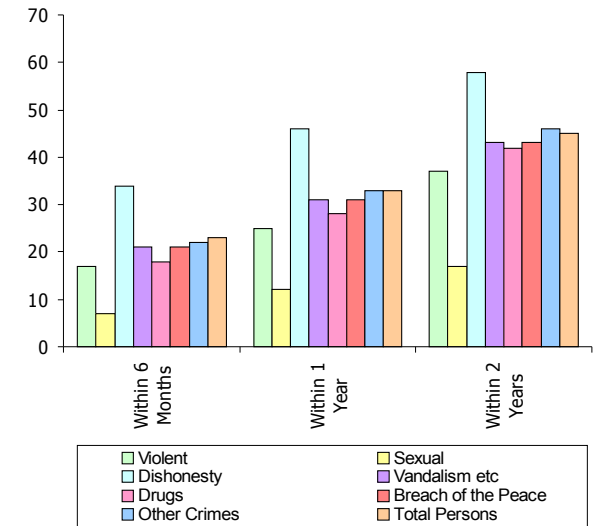


Source: Reconviction of Offenders in 2002/03

The clear pattern in this regard is that reconviction rates grow as an offender gains further convictions.

Reconviction Rates by Crime Group

Figure 64: Reconviction rate by crime group

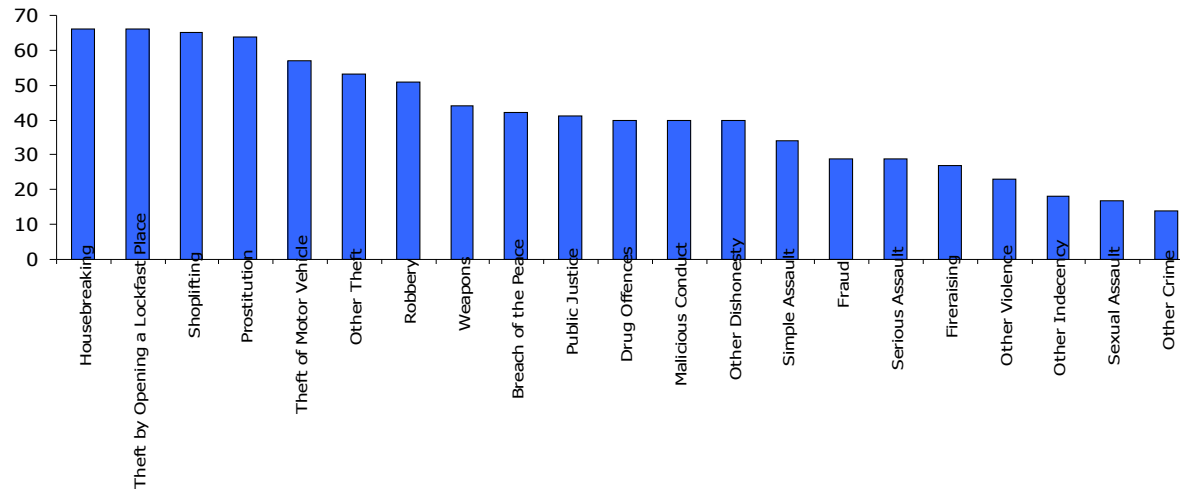


Source: Reconviction of Offenders in 2002/03

- Those individuals engaging in crimes of dishonesty are most likely to re-offend
- The least likely to re-offend are those committing crimes of indecency
- All other crime groups are relatively consistent sitting at or around the overall average

Reconviction by Index Crime

Figure 65: Reconviction Rates within two years by index crime



Source: Reconviction of Offenders in 2002/03

- The top 7 crimes for re-conviction are Dishonesties (the exception is prostitution)
- Crimes of violence and indecency are found to the lower end of the scale for reconviction
- 9 of the top 13 crimes could arguably be seen as those driven by controlled drugs and the need to satisfy a an addiction (see Section 11 – Substance Misuse)

10. Guiding The Offender Through The System

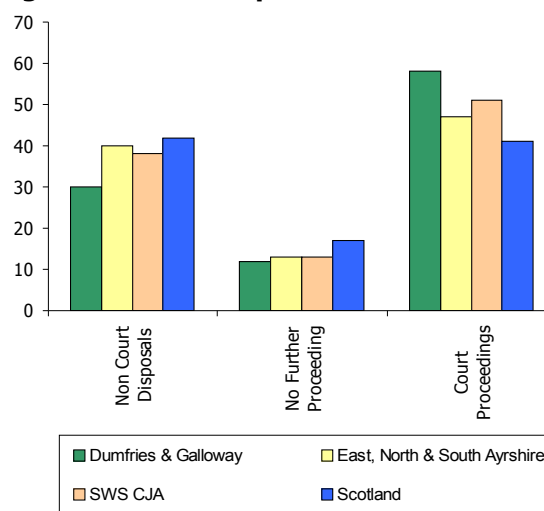
In recent years a number of key developments have taken place within the Criminal Justice System with significant reform being implemented to date with some further measures due to come online in 2007/08.

This section looks at a number of those and can be summarised as:

- Case Reporting
- Case Processing
- Other Options
- Future Developments

Case Reporting

Figure 66: Case Disposals



Source: Crown Office and Procurator Fiscal Service

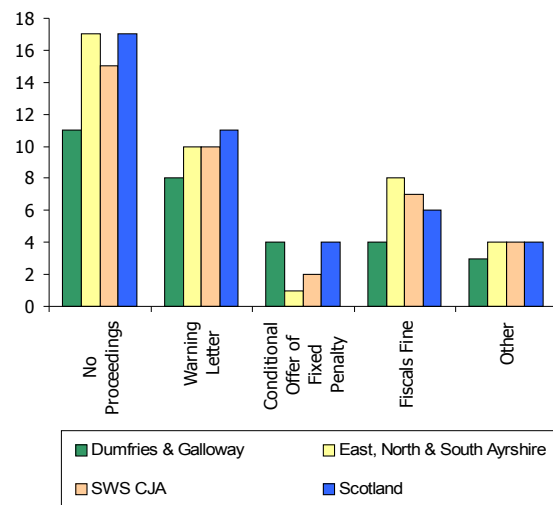
- In terms of Non Court Disposals, all areas are below the national average of 42%. ie Ayrshire at 40%; D&G 30% and the South West Scotland CJA average of 38%
- With regards to the cases marked as No Further Proceedings, all South West Scotland CJA areas are below the national average of 17% Ayrshire at 13%; D&G at 12% and South West Scotland CJA average at 13%
- The National Average of Court Proceedings being adopted is 41%. All South West Scotland CJA areas are above this with D&G at 58%; Ayrshire at 47% giving a South West Scotland CJA average of 51%

'Non Court Disposals' also include an element of No Proceedings. These are the cases concluded as No Proceedings at the time of initial case marking.

'No Further Proceedings' includes all cases which are discontinued after initial court proceedings have been commenced eg where witnesses cannot be traced.

Non Court Disposals

Figure 67: % of Cases marked for Non Court Disposals



Source: Crown Office and Procurator Fiscal Service

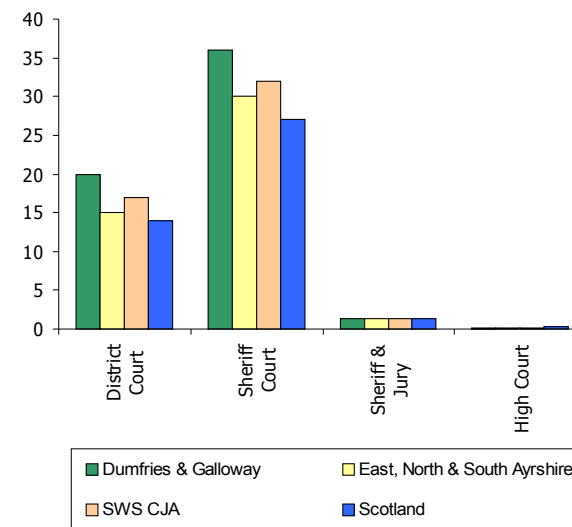
- 17% of cases in Ayrshire are marked as No Proceedings in line with the national average but in contrast to 11% in Dumfries & Galloway and an average of 15% across South West Scotland CJA
- The areas are largely in line with the national average of 11% in respect of Warning Letters issued: Ayrshire (10%); Dumfries & Galloway (8%) and South West Scotland CJA (10%)
- Nationally 4% of cases are disposed of with a Conditional Offer of Fixed Penalty. In Ayrshire 1% of cases are disposed of in this manner compared with 4% in Dumfries & Galloway and 2% across South West Scotland CJA.
- Fiscal Fines are used for low level crime. In Scotland the average is 6% with Ayrshire at 8%; Dumfries & Galloway at 4% and South West Scotland CJA at 7%.

It should be noted that in Ayrshire an initiative has been delivered in recent years where cases are marked by PF Depute based on a limited report. This results in the case being marked 'No Proceedings'. A warning letter is issued, a Fiscal Fine is offered, or alternatively the matter is referred for court proceedings.

This initiative is titled Procurator Fiscal Fine Initiative. The Initiative seeks to ensure quick resolution to minor cases in an effort to correct offending behaviour by simple early interventions. In the instances where a Fiscal Fine is offered and not paid this results in Court Proceedings being adopted often at a District Court level.

Court Proceedings

Figure 68: % Cases marked for Court Proceedings



Source: Crown Office and Procurator Fiscal Service

Cases marked for Court Proceedings fall into two principal categories: Summary Proceedings (District and Sheriff Courts) and Solemn Proceedings (Sheriff & Jury and High Courts - more serious offences or repeat offending).

- Dumfries & Galloway (20%) and Ayrshire (15%) are higher than the national average of 14% for cases heard in the District Courts
- 36% of cases in Dumfries & Galloway are heard in Sheriff Summary Courts compared to 30% in Ayrshire and a national average of 27
- Disposals via Sheriff & Jury and The High Court are largely consistent across the area and in line with the national average of 1.3% of cases in Sheriff & Jury and 0.3% of cases in High Court.

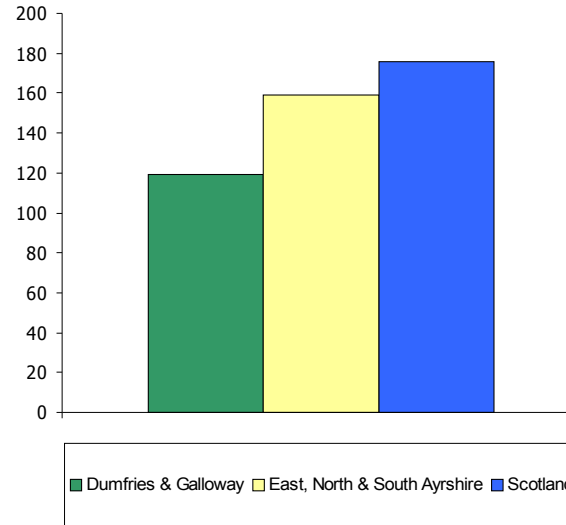
Case Processing

The processing of offenders through the Criminal Justice System is overseen by the network of Criminal Justice Boards (CJBs). The CJBs consist of senior representatives from COPFS, Police, Scottish Court Service and the Judiciary

The timeous processing of offenders through the system is key to ensuring they enter the system appropriately and are dealt with in response to their needs and offences. The ultimate objective being to reduce the rate and level of re-offending.

Average Time From Caution to Disposal

Figure 69: Average Time From Caution to Disposal



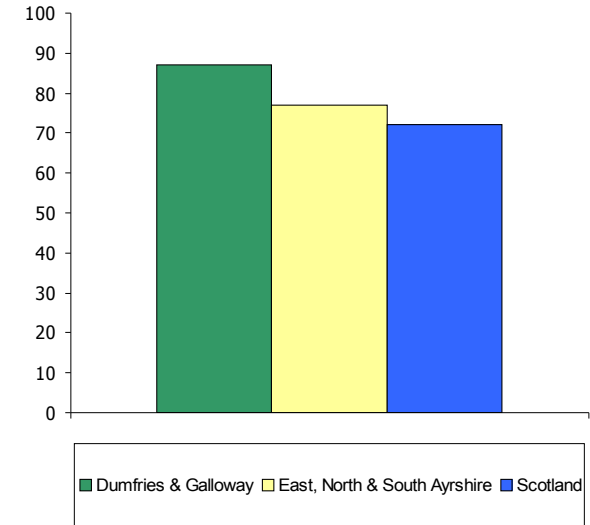
Source: Crown Office and Procurator Fiscal Service

Figure 69 demonstrates the average time taken from the offender being cautioned and charged by Police or other reporting authority and the case being disposed of by the options set out in Section 10.1 above.

- As can be seen, D&G dispose of cases within an average of 120 days; Ayrshire is 159 days and the national average is 176 days)

Percentage of Cases to COPFS Within 28 Days from Caution & Charge

Figure 70: Percentage of Cases to COPFS Within 28 Days from Caution & Charge



Source: Crown Office and Procurator Fiscal Service

Figure 70 provides a summary of the percentage of cases submitted to COPFS within 28 days of caution and charge.

- Again, Ayrshire (69%) and D&G (84%) are above the national average of (65%)

Other Options For Disposal

At the current time, Police Forces are in a position to deliver a number of other disposals. This includes Police Warnings and Restorative Justice Warnings. At the current time these are almost exclusively reserved for use in the case of Juvenile Offenders.

Within South West Scotland CJA area, Dumfries & Galloway Constabulary currently deliver a range of Fixed Penalty tickets to offenders accused of minor offences. This will be implemented within Strathclyde Police later in 2007.

Local Authorities and Registered Social Landlords have the ability to apply to the Civil Courts for Anti Social Behaviour Orders (ASBOs). This is also an option open to the criminal courts whereby an ASBO can be granted on Conviction. Anti Social Behaviour Orders are court orders which prevent an individual or individuals from carrying out any specified course of action.

On 31 March 2007, there were a total of (74 + D&G) ASBOs in force in South West Scotland CJA

- 64% were for males
- 30% were for those aged 40+; 30% were for those aged 21-29yrs; 25% were for those aged 17-20yrs; 16% were for those aged 30-39yrs.

In addition, The Anti Social Behaviour Act 2004 provides further options which include:

- Acceptable Behaviour Contract (ABCs) – between Local Authority/Registered Social Landlord and individual(s) whereby the standard of behaviour expected is set in the form of a contract which can then be used as evidence seeking ASBs
- Unacceptable Behaviour Notification (UBs) – where the individual(s) fail to engage re ABC's, the UBN sets out the behaviour or course of conduct deemed to be unacceptable. Again this can be offered as evidence if later seeking ASBOs
- Closure Orders – Police and Local Authorities can grant Closure Orders on a premises where anti-social behaviour has been prolonged and significant
- Dispersal Orders – Police have the power to implement Dispersal Orders where the conduct of a group is resulting in significant, serious and persistent alarm and annoyance to the community. This Dispersal power allows Police Officers to instruct individuals to move from a specified location and allows the power of arrest should they return

Future Developments

Within the current financial year, further reform will be introduced across Scotland's Criminal Justice System. The revised system will include the introduction, by Strathclyde Police, of Fixed Penalty fines for minor offences such as Breach of the Peace and Urinating in Public as currently delivered by D&G Constabulary. These will be issued by Police Officers direct to the offender without any requirement for a report to be submitted to COPFS. This should ensure that minor offenders are not escalated into the Criminal Justice system

11. Substance Misuse

In a report prepared for South West Scotland CJA Andrew Pulford, Public Health Research Officer for NHS Ayrshire & Arran, states that *"Drug use is widespread among the Scottish population"*.

Mr Pulford goes on to state: *"There are several groups of crime that can be associated with illicit drugs. These include possession of illicit drugs, the distribution of illicit drugs, crimes related to the illicit drugs market (eg gang violence etc) and acquisitive/property crime"*.

Substance Misuse, both alcohol and controlled drugs, is widely regarded as being a major contributing factor to the commission of crime. In particular, drug abuse is often linked to acquisitive crime and alcohol to violent and disorderly crimes.

One of the principal challenges facing any authority in trying to impact positively on this area is the availability of statistics. At the current time, the NHS do not recognise 'Offenders' as being a discrete group and therefore it is not possible to identify any direct pattern via this means.

Accordingly, research has focused on pulling together findings from variety of sources. In this regard particular support and assistance was given by the Ayrshire & Arran and Dumfries & Galloway Drug Action Teams.

The findings are presented under the following sub-headings:

- Scottish Crime Survey
- Prevalence of Drug Abuse Within South West Scotland CJA
- Prevalence of Drug/Alcohol Addictions by Crime Group
- Individuals Reporting to the Drug Misuse Database
- Drug misuse and financing addiction
- Prison Population
- Hospital Admissions
- Seizure of Drugs
- Drug Deaths
- Supply of Controlled Drugs

Scottish Crime Survey

The Scottish Crime and Victimization Survey 2004 showed the following key statistics:

- Use of drugs is highest amongst 16-19 year olds, with 22.1% indicating they had used drugs in the previous year
- The most commonly abused drug was cannabis (Overall - 6.3% of respondents; 7.5% of males and 5.2% of females); followed by Cocaine (Overall – 1.5%; Males – 1.7%; and Females 1.3%).
- 23.7% of respondents aged 16 – 59yrs indicated they had ever used drugs
- 7.7% of the population aged 16 – 59yrs had used drugs in the previous year (8.6% of males and 6.7% for females)
- 41.5% of 25-29yr olds indicated they had ever used drugs

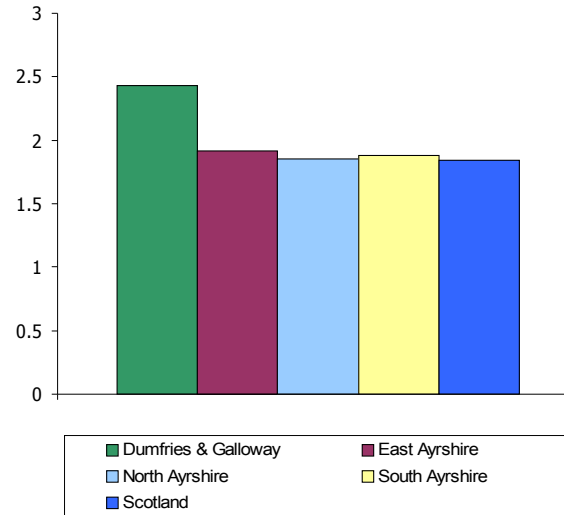
Prevalence of Drug Abuse Within South West Scotland CJA

The Centre for Drug Misuse Research at University of Glasgow and the Scottish Centre for Infection and Environmental Health jointly carried out a research study looking at the “Prevalence of Problem Drug Misuse within Scotland in 2003”.

This study looked at “Problem Drug Misuse” which was considered to include opiate and benzodiazepine misuse. It also looked at the prevalence of drug injecting in the respective local authority areas.

Figures 71 – 75 illustrates some of the key findings of this research the key findings of which can be summarised as follows:

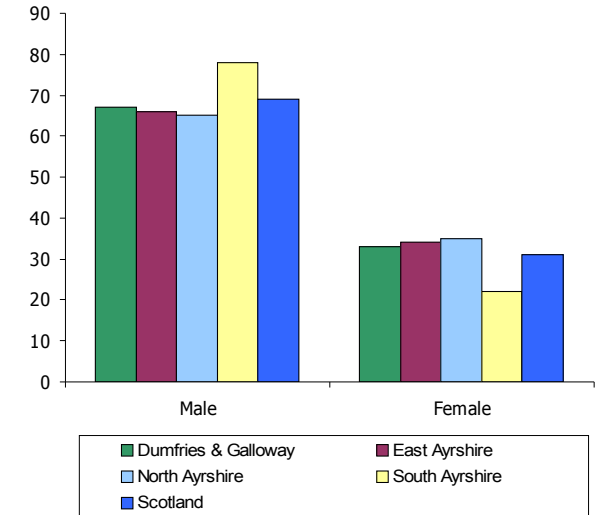
Figure 71: Prevalence of problem drug use amongst 15-54 year olds



Source: Estimating the national and local prevalence of problem drug misuse in Scotland

- The prevalence of problem drug use in South West Scotland CJA is higher in all authorities than the national average of 1.84% of the population aged 15-54yrs. D&G - 2.43%; East Ayrshire – 1.92; North Ayrshire – 1.85; and, South Ayrshire – 1.88.

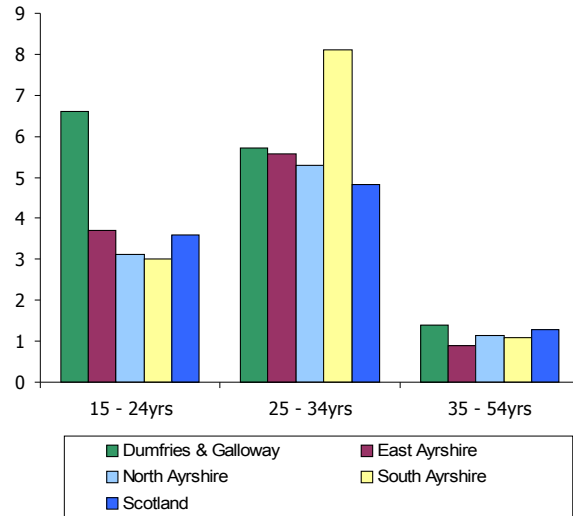
Figure 72: Percentage of problem drug use by gender



Source: Estimating the national and local prevalence of problem drug misuse in Scotland

- Males are twice as likely as females to be problem drug users with the split in D&G; East Ayrshire and North Ayrshire all indicating c66% of those misusing drugs are male and c34% female. The exception is South Ayrshire where statistics indicate 78% of those misusing drugs are male with the balance of 22% being female.

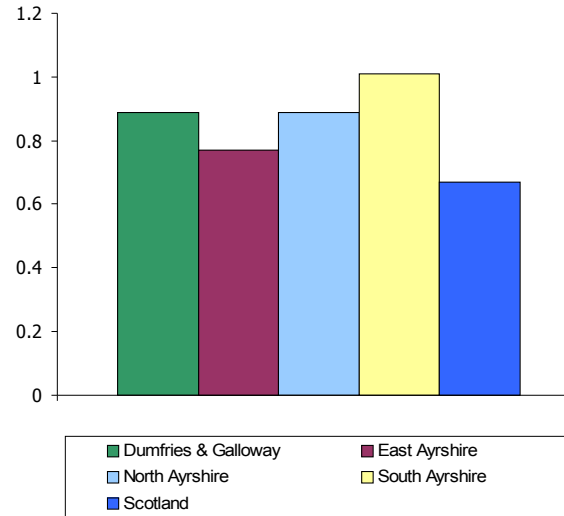
Figure 73: Prevalence of problem drug use amongst males by age



Source: Estimating the national and local prevalence of problem drug misuse in Scotland

- Amongst males, those aged 15-24yrs in D&G were most likely to be problem users (6.59%), followed by those aged 25-34yrs (5.72%). This contrasted with the national position which showed those aged 25-34yrs (4.83%) to be the most vulnerable. Indeed, those aged 15-24yrs in D&G (6.59%) are almost twice as likely to be problem drug users than nationally (3.59%)
- East Ayrshire and North Ayrshire both broadly follow the national position. The exception again being South Ayrshire where it is estimated that 8.1% of those aged 25-34yrs are problem drug users. This compares to the other areas as follows: D&G – 5.72%; East Ayrshire – 5.57; North Ayrshire – 5.29% and Scotland – 4.83%.

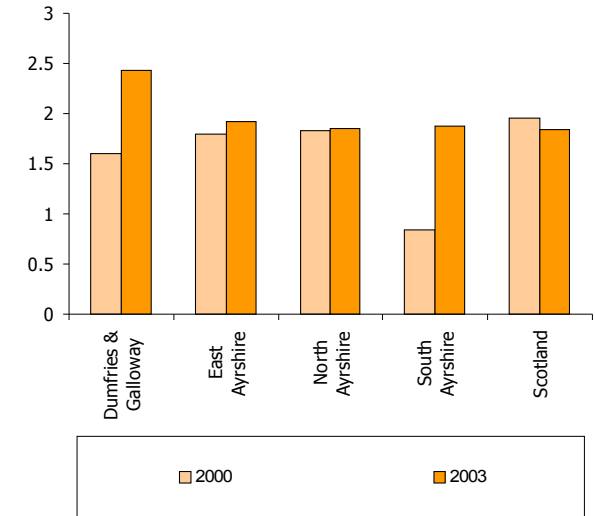
Figure 74: Prevalence of drug injecting amongst 15-54 year olds



Source: Estimating the national and local prevalence of problem drug misuse in Scotland

- All areas within South West Scotland CJA have a higher rate of Drug Injectors than the national average of 0.67% of the population aged 15-54yrs. The detail is: D&G – 0.89%; East Ayrshire – 0.77%; North Ayrshire – 0.89% and South Ayrshire – 1.01%.

Figure 75: Prevalence of problem drug use amongst 15-54 year olds 2000 - 2003



Source: Estimating the national and local prevalence of problem drug misuse in Scotland

- Between 2000 and 2003, as detailed in Appendix J, the prevalence of problem drug misuse in D&G grew from 1.60% to 2.43% whilst in Scotland it fell from 1.96% to 1.84%. A similar growth is noted in South Ayrshire (0.84 to 1.88%) with marginal increase found in East Ayrshire (1.8% to 1.92%) and North Ayrshire (1.83% to 1.85%)

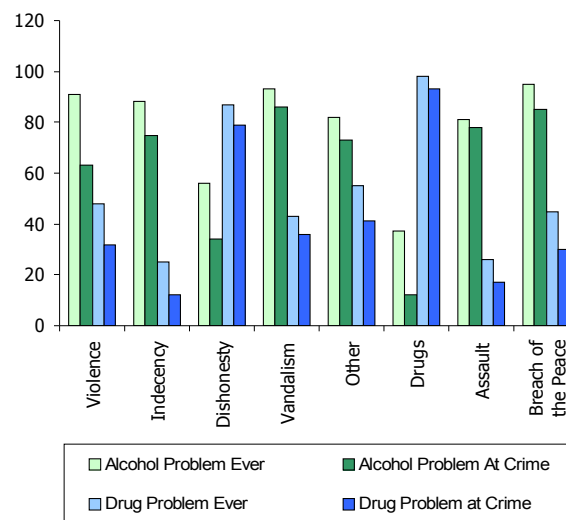
Relationship Between Drug/Alcohol Abuse and Crime

Figure 76 provides an illustration of data collected by Dumfries & Galloway Criminal Justice Social Work Department between 2004/05 and 2006/07 which shows an apparent link between drug and/or alcohol abuse and the principal Crime Groups. As part of completing the Social Enquiry Report offenders were asked:

- Have you had an alcohol problem ever
- Had you an alcohol problem at the time of the crime
- Have you had a drug problem ever
- Had you a drug problem at the time of the crime

This data was thereafter compared to those individuals who were categorised by Crime Group to provide the results in Figure 75.

Figure 76: Percentage of drug or alcohol addictions by crime/crime group 2004-2007



Source: Dumfries & Galloway Criminal Justice Social Work Services

Of those stating they have either had an alcohol addiction ever or at time of the crime the following can be seen by Crime Group/Crime:

Violence

91% had ever had and 63% had an *alcohol* problem at the time of the offence

Vandalism

93% had ever had and 86% had an *alcohol* problem at the time of the offence

Assault

81% had ever had and 78% had an *alcohol* problem at the time of the offence

Breach of the Peace

95% had ever had and 85% had an *alcohol* problem at the time of the offence

Dishonesty

87% had ever had and 79% had a *drug* problem at the time of the offence

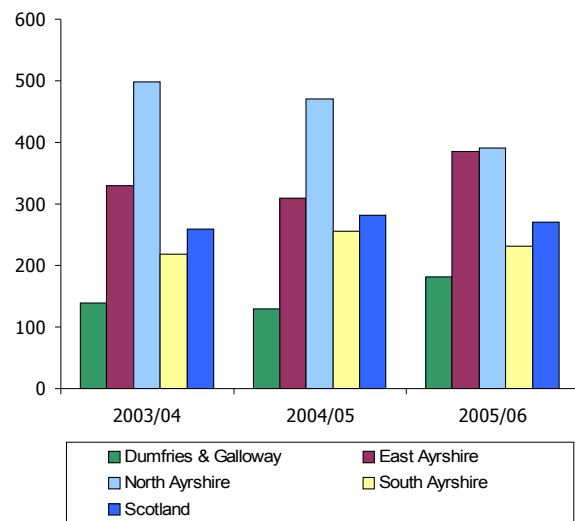
Drugs

98% had ever had and 93% had a *drug* problem at the time of the offence

From the above it can be seen that there appears to be a clear link between Alcohol and Violence & Disorder; and, Drugs and Dishonesty & Drug offences.

Individuals Reporting to The Scottish Drug Misuse Database

Figure 77: New individuals reported to drug misuse database (Rate per 100,000 population)



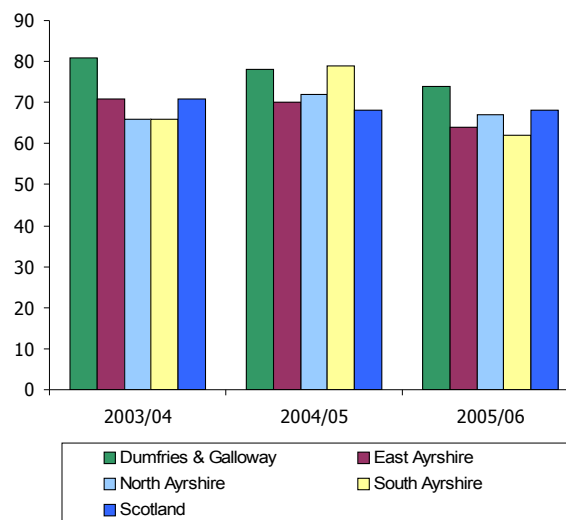
Source: Scottish Neighbourhood Statistics

Figure 77 demonstrates the change over the period 2003/04 to 2005/06 of the numbers of **new** individuals reporting to the Scottish Drug Misuse Database (a database of all individuals seeking assistance with drug misuse).

- The rate of new individuals reporting in D&G rose from 138 to 182 per 100,000 population
- The rate of new individuals reporting in East Ayrshire rose from 330 to 386 per 100,000 population
- The rate of new individuals reporting in South Ayrshire rose from 218 to 231 per 100,000 population

- The rate of new individuals reporting in Scotland rose from 259 to 271 per 100,000 population
- This rise in D&G, East and South Ayrshire contrasts with the position in North Ayrshire where the rate of new individuals reporting to the Scottish Drug Misuse Database fell from 498 to 391 per 100,000

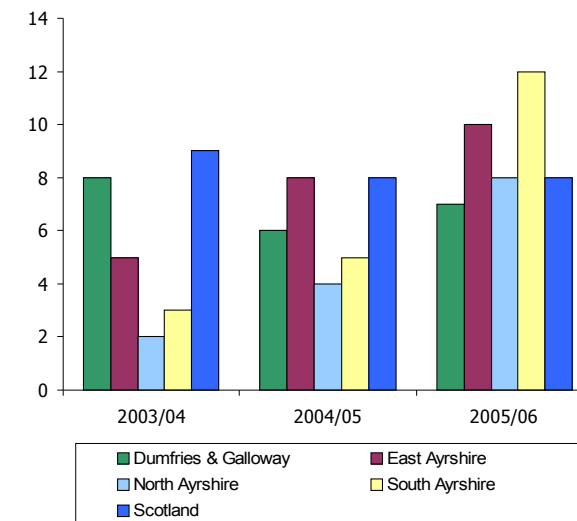
Figure 78: Percentage of new individuals reporting use of heroin



Source: Scottish Neighbourhood Statistics

Figure 78 illustrates the percentage of new individuals reporting to the database who are using heroin and shows a slight drop across all areas of the South West Scotland CJA, this being in line with the national average (falling from 71% to 68%).

Figure 79: Percentage of new individuals reporting illegal use of methadone



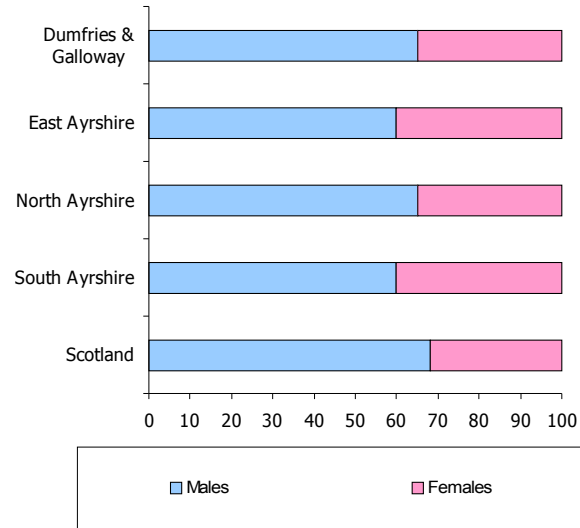
Source: Scottish Neighbourhood Statistics

Figure 79 shows the change in the percentage of new individuals reporting the illegal use of methadone. To summarise, over the period:

- Both D&G and the Scottish average remained relatively constant (7% and 8% respectively)
- East Ayrshire showed a growth from 5% to 10%
- North Ayrshire showed a growth from 2% to 8%
- South Ayrshire showed a growth from 3% to 12%

The following figures show the split by sex and age group of those new individuals reporting the Drug Misuse Database in 2005/06.

Figure 80: Percentage of new individuals by sex



Source: Scottish Neighbourhood Statistics

- The split between sex is largely 65% male and 35% females across the South West Scotland CJA. This is largely consistent with Scotland

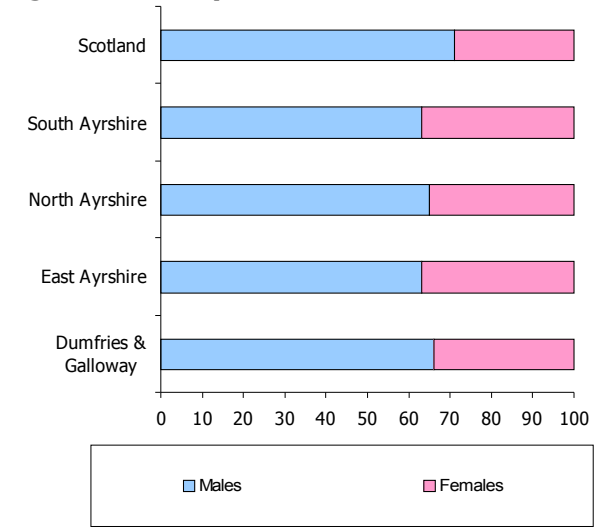
Figure 81: Percentage of new individuals aged under 25 by sex



Source: Scottish Neighbourhood Statistics

- For those under 25, Scotland, North Ayrshire and D&G all showed a split of c60% males/40% females
- By contrast for those under 25, South Ayrshire and East Ayrshire had a split of 45% Male/55% females

Figure 82: Percentage of new individuals aged over 25 by sex



Source: Scottish Neighbourhood Statistics

- For those over 25yrs, the split across all measured areas was 65% male/35% females.

Drug Misuse and Financing An Addiction

The National Treatment Outcome Research Study (NTORS) was a study of 1075 opiate dependent users recruited from 54 treatment programmes in England. Analysis of the NTORS data found that 50% of participants had committed some form of acquisitive crime in the three months prior to beginning treatment.

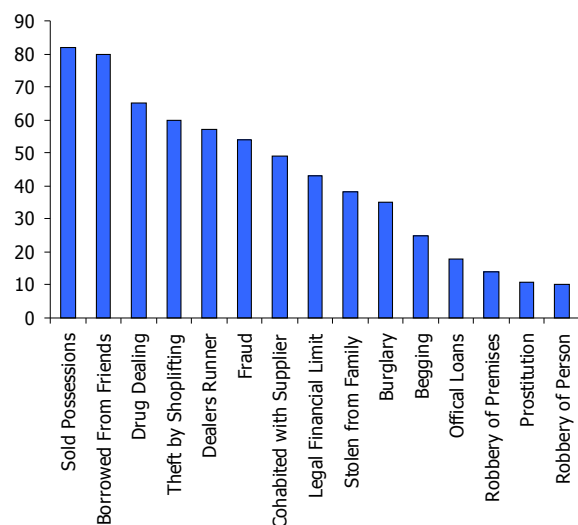
The offences committed were broken down as follows:

- Theft by Shoplifting 38%
- Fraud 15%
- Burglary (Theft HB) 12%
- Robbery 5%
- Other Theft 5%

Note: Offences total greater than 50% as the participants indicated committing more than one crime.

Similarly a study of 221 users on a methadone detoxification programme in London found a higher rate of offending to fund drug use. In this instance less than 20% of participants indicated they had been able to keep their drug use within limits that did not require funding through criminal activity

Figure 83: Self reported criminal and legal activities carried out to obtain money for drugs



Source: Opiates, Criminal Behaviour and methadone treatment

Figure 83 details the result of the study identifying the activities (criminal and otherwise) carried out by participants to fund their habits.

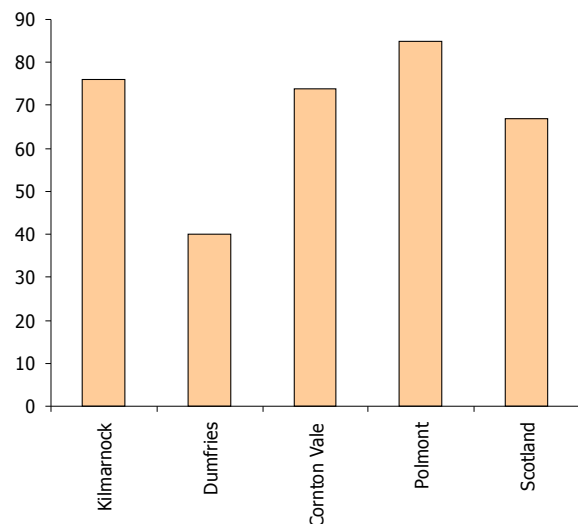
- 10 of the top 15 activities offered by participants were illegal.
- The top two activities are legal: Sold Possessions (82% of respondents) and Borrowed from Friends (80%)
- There then follows a series of illegal activities: Drug Dealing (65%); Theft by Shoplifting (60%); Dealers Runner (57%); Fraud (54%); Stolen From Family Members (38%) and Burglary (38%)

Finally, a study by Hutchinson et al in 2000 collected self-reported data from 954 injecting drug users at multiple sites across Glasgow. The purpose was to investigate factors associated with drugs expenditure and to estimate the cost of illegal acquisitions used to pay for drugs in the 6 months prior to interview.

- 80% reported at least one act of criminality to fund addiction
- Of those who did report illegal activity, 55% identified acquisitive crime as the main source; 11% drug dealing; 6% prostitution and 7% other illegal means
- Estimated that 71% of expenditure on drugs was from an illegal source.

Substance Misuse Within The Prison Population

Figure 84: Percentage of prisoners using controlled drugs in the 12 months prior to sentence by establishment.



Source: Scottish Prisoners Survey 2006

The selected establishments have been chosen based on the findings as set out in Section 6 – The Prison Population where it was found that on 28 March 2007, 72% of the South West Scotland CJA prison population were housed within HMP Kilmarnock; HMP Dumfries; HMP Polmont (Young Offenders) and HMP Cornton Vale (Female Prisoners).

- 76% of the prisoners within HMP Kilmarnock had used controlled drugs in the 12 months prior to sentence and this compared to 40% in Dumfries; 74% at Cornton Vale; 85% at Polmont and a national average of 67%.
- All prisons in question, with the exception of HMP Dumfries, are therefore above the national average and whilst not indicating whether the abuse of controlled drugs had added to the offending behaviour it does however give a further perspective on the availability and widespread abuse of drugs with the offending population.

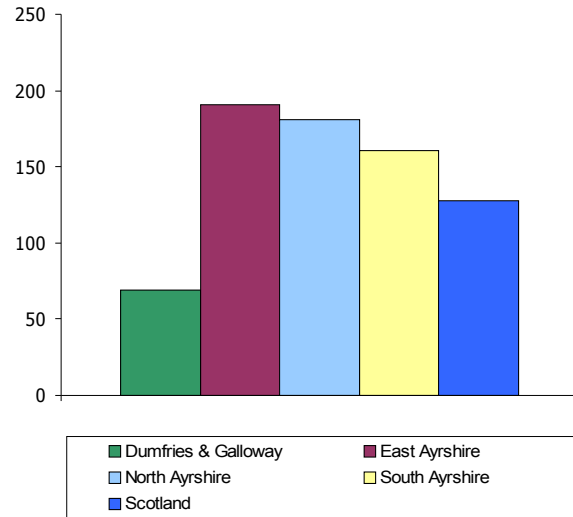
In addition further evidence taken from the 2006 Prisoners Survey indicates:

- 56% of Prisoners Within HMP Kilmarnock indicated they were under influence of Controlled Drugs at Time of Offence
- 35% of Prisoners within HMP Kilmarnock commit offence to buy drugs
- 53% of Prisoners within HMP Kilmarnock recognise they have a problem with controlled drugs on the 'outside' - only 27% are receiving treatment on the outside

Hospital Admissions For Substance Misuse

Figures 85 and 86 offer an illustration of the rate of admissions to hospitals in South West Scotland CJA area for Drug and Alcohol Misuse respectively.

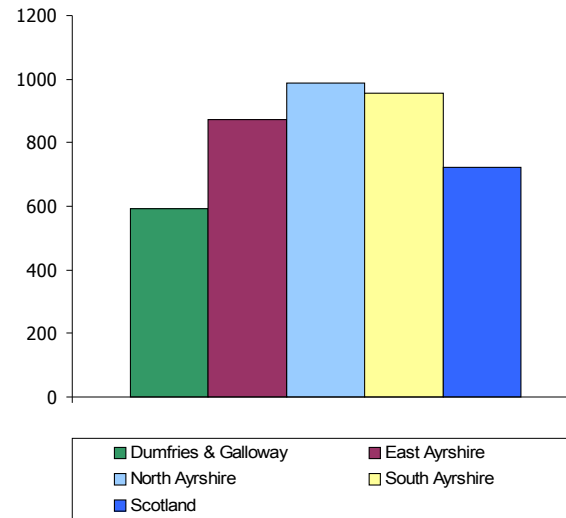
Figure 85: Hospital admissions for drug misuse 2001-2004 (Rate per 100,000 population)



Source Scottish Neighbourhood Statistics

- East, North and South Ayrshire are above the national average of 128 admissions per 100,000 population at 191, 181 and 161 per 100,000 respectively.
- Dumfries & Galloway is below the national average at 69 per 100,000

Figure 86: Hospital admissions for alcohol misuse 2001-2004 (Rate per 100,000 population)

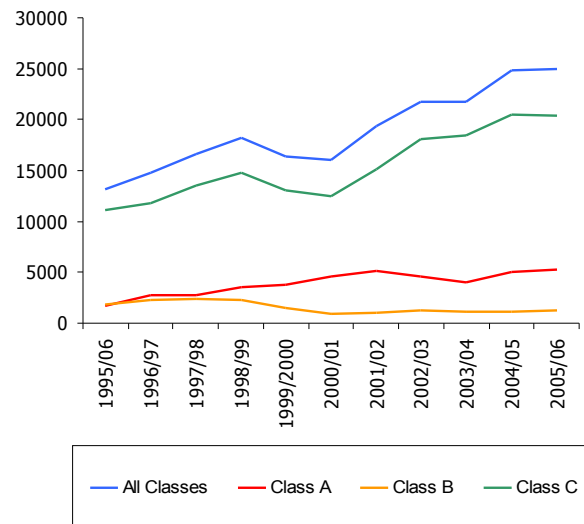


Source Scottish Neighbourhood Statistics

- Again East, North and South Ayrshire are above the national average of 128 admissions per 100,000 population at 872, 987 and 954 per 100,000 respectively.
- Dumfries & Galloway is below the national average at 593 per 100,000

Drug Seizures

Figure 87: Drug Seizures by Scottish Police Forces 1995-2006 by class



Source: Scottish Neighbourhood Statistics

- The total seizures, ie all classes added together, have grown by 88% over the period from 13,223 to 24,941 seizures
- The seizure of Class A Drugs (Heroin, Cocaine etc) has increased by 205% over the period from 1,729 to 5,270 seizures
- The seizure of Class B Drugs has reduced by 33% over the period from 1,811 to 1,205.
- The seizure of Class C Drugs has increased by 83% over the period from 11,098 to 20,353

It is appreciated that the above is largely dictated by the level of pro-activity shown by Scotland's Police Forces and whilst not wholly reflecting the drug addictions within the offending population it gives a perspective of the types of drug readily available in the community.

Drug Related Deaths

In 2005 there were 22 Drug Related Deaths in South West Scotland CJA area. This was made up of 15 in NHS Ayrshire & Arran and 7 in NHS Dumfries & Galloway health board areas

For the South West Scotland CJA area, this represented a reduction of 49% from 2001. This is directly against the national trend of a marginal increase on reported drug deaths of 1%

In 2005, Diamorphine was prevalent in 50% of deaths in Ayrshire and 85% in Dumfries & Galloway. This compared to 36% nationally.

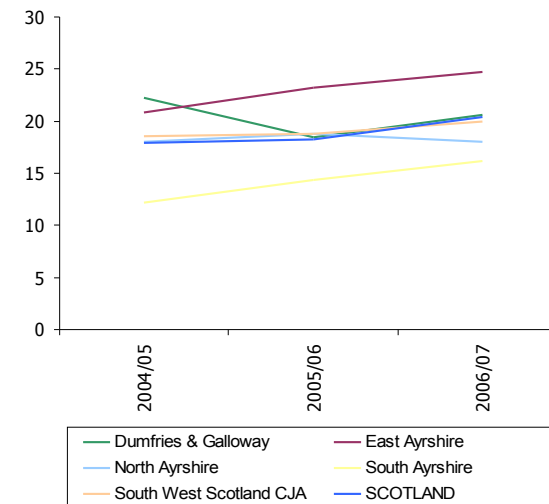
In Ayrshire the other prevalent drugs were: Diazepam – 18%; Alcohol – 9% and Methadone 23%

In Dumfries & Galloway the other prevalent drug was Cocaine – 15%

Nationally the other prevalent drugs were Alcohol – 22%; Diazepam – 17%, Methadone – 13%, Cocaine – 8%; Ecstasy – 2% and Temazepam – 1%

The Supply of Controlled Drugs

Figure 88: Supply of controlled drugs (Rate per 10,000 population)



Source: Recorded Crime in Scotland 2006/07

The number of reports relating to the supply of controlled drugs has risen slightly across South West Scotland from 959 in 2004/05 to 1025 in 2006/07.

- The rate of reporting in East Ayrshire has risen from 21 to 25 reports per 10,000 population over the three year period.
- South Ayrshire has also seen an increase from 12 to 16 reports per 10,000 population.
- North Ayrshire has remained static at 18 reports per 10,000 population
- Dumfries & Galloway has seen a slight drop from 22 to 21 reports per 10,000 population
- Across South West Scotland the rate of reporting has increased slightly from 19 to 20 in line with the rise in the national average from 18 to 20 reports per 10,000 population.

12. Offender Profile

Understanding the characteristics of an offender should provide a clearer appreciation of the many factors which will influence their offending behaviour. To this end, two sources have been identified which provide a generic profile.

The recurring characteristics identified in both profiles are:

- Poor literacy and numeracy skills at or below the equivalent of an 11 year old
- No education or vocational qualifications resulting in likelihood of being unemployed
- Suffered challenges whilst a child eg Likely to have been truant or expelled from school; likely to have a family member convicted of an offence; offending since juvenile
- Substance misuse problems
- High rate of mental health issues
- Low rate of access to treatment
- Accommodation issues

The first profile was compiled by Dr Alex Spencer, Director of Rehabilitation and Care at the Scottish Prison Service following an analysis of the information held on SPS Databases and as such pertained to prisoners only.

Figure 89: Typical Offender Profile as identified by Dr Alec Spencer, SPS

80% have writing skills, 65% have numeracy skills and 50% have reading skills at or below the equivalent of an 11 year old
70% suffer from 2 mental disorders
20% of males have attempted suicide in past
37% of females have attempted suicide
50% not registered with a Doctor
70% have a drug misuse problem and 80% do not have access to treatment
2.5 times more likely to have had a family member convicted of an offence
13 times more likely to be unemployed
13 times more likely to have been in care as a child
10 times more likely to have been truant from school and
20 times more likely to have been expelled
In case of males, 6 times more likely to be a young father
15 times more likely to be HIV positive

The second profile was prepared for South West Scotland CJA from APEX Scotland's database of clients. Given APEX Scotland's client base this provides a more community based reflection.

Figure 90: Typical Offender Profile as identified by APEX Scotland

Offending since age of 14
Average of 12 pre convictions
School truant/excluded
No Education or Vocational Qualifications
Poor literacy and numeracy skills
Substance Misuse
Accommodation issues including periods of homelessness
Transient and unstable relationships
Inadequate personal support
High expectation of personal failure
High level of peer pressure to stay the same
Low self confidence and low expectation of a different life

The above are characteristics which the majority of the population take for granted. They do however highlight the very complex background to an offender and make the challenges of reducing re-offending a very significant challenge.

Clearly, to have an impact on the offending behaviour a very wide, all encompassing partnership approach is required, in many instances requiring engagement beyond the 'normal' criminal justice system and most certainly over an extended period.

13. Victims

Working with victims to reduce the impact of crime and limit the long-term influence on the fear of crime is at the heart of the entire Criminal Justice System.

As a result, victims are recognised in the 'Outcomes for Communities', as outlined in the Scottish Executives National Strategy for The Management of Offenders, to be achieved by the CJA.

The two particular " Outcomes for Communities" are:

- Improved satisfaction for victims, sentencers and beneficiaries of work by offenders
- Appropriate care of victims, including appropriate and timely information

Further more, South West Scotland CJA has undertaken to develop Victims as an 'Area of Excellence' in an effort to fulfil this key groups needs and identify, exploit and promote best practice.

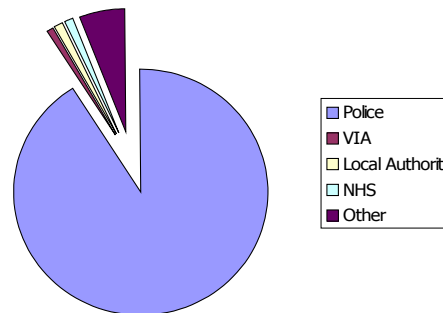
In line with the above, this section looks at victims and meeting their needs under two main headings:

- Victim Support Scotland
- Victim Information and Advice

Victim Support Scotland

Victim Support Scotland is the lead voluntary organisation in Scotland helping people affected by crime. It provides emotional support; practical help and essential information to victims, witnesses and others affected by crime. The service is free, confidential and is provided by volunteers through a network of community-based victim and court based services.

Figure 91: Referrals to Victim Support Scotland 2006/07

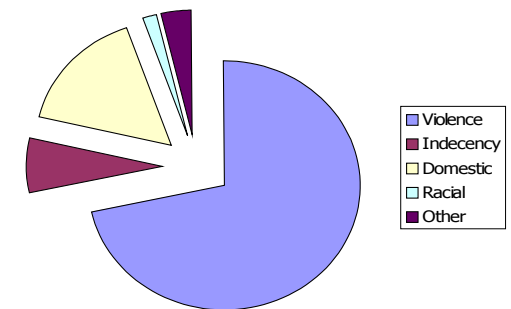


Source: Victim Support Scotland

Figure 91 provides a breakdown of the sources of referrals received by Victim Support Scotland in South West Scotland CJA which can be summarised as follows:

- Total referrals received in 2006/07 were 13,353
- 36% of the referrals came from D&G; 26% from North Ayrshire; 22% from South Ayrshire and 16% from East Ayrshire (from all sources)
- 92% of the referrals in South West Scotland CJA came from the respective Police Forces.
- Less than 1% came from Local Authorities and NHS

Figure 92: Referrals to Victim Support Scotland 2006/07 by crime

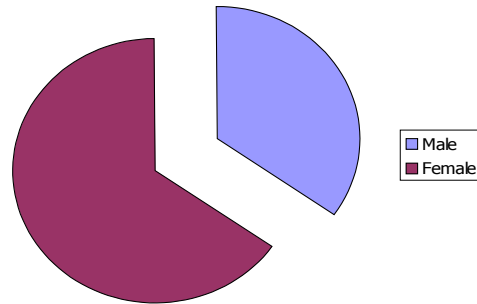


Source: Victim Support Scotland

Figure 92 offers a breakdown of the referrals by main crime type and indicates that:

- 72% of referrals are for Crimes of Violence
- 16% are for Domestic abuse
- 7% are for crimes of Indecency
- 2% are for racial incidents
- 3% are others

Figure 93: Referrals to Victim Support Scotland 2006/07 by sex



Source: Victim Support Scotland

As shown in Figure 93 65% of individuals referred to Victim Support Scotland in the South West Scotland CJA area are female and 35% are male

Victim Information and Advice (VIA)

VIA offers a service to victims and witnesses of crimes reported to the Procurator Fiscal which involve:

- Domestic Abuse
- Racial or Religious Aggravation
- Sexual offences
- Child Victims and Witnesses
- Crimes where any trial is likely to involve a jury (typically serious and violent crime)

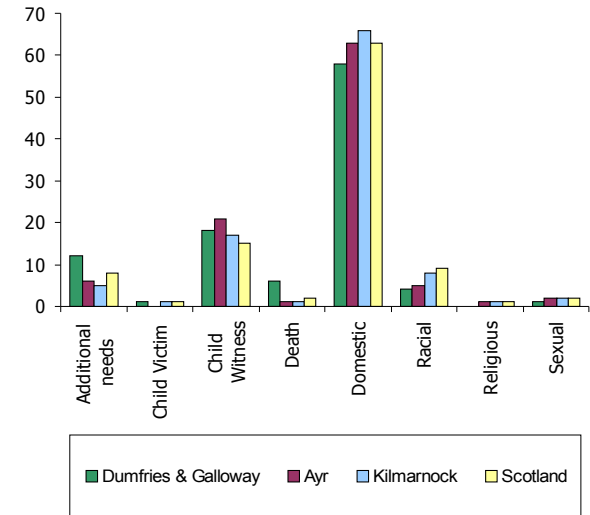
In addition, a service is also offered to:

- The next of kin in deaths which may involve criminal proceedings
- Vulnerable witnesses or victims

VIA's main business is divided between Summary and Solemn procedure and Figures 94 provide an illustration of the breakdown carried out during 2006/07.

- D&G has a high level of witnesses with 'Additional Needs'
- All South West Scotland CJA areas are above the national average in terms of percentage share of child witnesses
- Ayrshire has a higher level of victims to service for Domestic incidents than both Scotland and D&G
- Kilmarnock has a higher rate of racial victim than the other 2 areas of Ayr and D&G but in any case is below the national average

Figure 94: Referrals to Victim Information & Advice by type



Source: Victim Information and Advice

As can be seen, in many ways VIA's key target groups reflect the priority groups as set for South West Scotland CJA.

In addition to the above, VIA also have a responsibility to convey bail conditions as set by Court in instances when the accused has appeared from Custody.

- Where bail conditions are set by the respective courts in South West Scotland CJA, on 75% of occasions special conditions are attached. This compares to a national average of 77%
- Conversely on 25% of occasions, standard bail conditions are set and this compares to 23% nationally

14. Conclusion

The challenges facing South West Scotland Community Justice Authority are significant and diverse. Serving a community spread across a large area encompassing rural and urban environments brings its own challenges and when taken in the context of the Criminal Justice System, and in particular reducing offending and re-offending, the task ahead is substantial.

There is a disproportionate number of our young people aged 16-20yrs, in prison. 16-20yr olds from South West Scotland CJA account for 16% of the Young Offenders in Prison compared to the community share of this age group (10%).

Young Offenders are typically in prison for crimes of violence and disorder which, in line with the other findings in this report, indicates a high level of alcohol abuse. Added to this, 85% of Young Offenders in HMP Polmont indicated they had used controlled drugs in the 12 months prior to being sentenced.

Indeed, the rate of reconviction for female young offenders is higher than their male equivalents. This report demonstrates clearly that young people are the most vulnerable to re-conviction.

The statistics also show that South West Scotland has a higher proportion of females in prison than the actual local share of the Scottish female population - 14% of female prisoners against a national population share of 10%.

Prison population statistics also show that offences for which females are sentenced to

custody are largely drug-related offences. eg 28% of female prisoners are in custody for shoplifting. This compares to 13% of the overall prison population for this crime. In addition, 16% of females are in prison for drug related offences compared to a national average of 9%, and, 15% of females are in prison for minor thefts compared to a national average of 6%.

The prevalence of problem drug use in South West Scotland is above the national average for both sexes. This is also so for the prevalence of drug injecting.

The use of methadone is one of the principal methods deployed in addressing heroin addiction. In Dumfries & Galloway, and Scotland wide, the percentage of individuals reporting the illegal use of the substitute has reduced. This, however, is in contrast to an increase in illegal use in Ayrshire.

A clear relationship has been established between drug addiction and crimes of dishonesty and alcohol abuse and crimes of violence and disorder. Both of these key areas present very different challenges to South West Scotland CJA in both the short and long-term.

In relation to serious, violent and sex offenders, Multi Agency Public Protection Arrangements (MAPPA) are now in place. Initially focussed on sex offenders the remit will be enhanced to encompass serious and violent offenders.

South West Scotland CJA has approximately 300 Registered Sex Offenders spread across the area.

There has been a recent growth in the level of Non Sexual Crimes of Violence recorded across South West Scotland CJA area. Whilst largely below the national average, North Ayrshire has a higher rate of offending in this area when compared to the national average.

The rate of re-conviction for Non Sexual Crimes of Violence is the second lowest of all crime groups across all periods measured. Crimes of indecency is the lowest.

The level of prisoners within the prison estate also support this with 31% of the prison population from South West Scotland CJA imprisoned for Non Sexual Crimes of Violence. This compares to a national average of 34% and North Ayrshire has 35% of its prison population in this category.

Perhaps one of the most significant challenges facing South West Scotland CJA under the continuum of violence is Domestic Abuse. The area has a high level of reported incidents compared to the national average. Over half of the victims reporting incidents are repeat victims, with over half of offenders also being repeat. Like other crimes of violence and disorder, alcohol is prevalent in the majority of incidents.

As can be seen from the report, tackling alcohol abuse and drug addiction should result in a change in offending and re-offending in South West Scotland. This must, however be done in a wider context with an undeniable requirement to engage with partners not typically regarded as being part of the Criminal Justice System.

Index of Figures

Figure 1: Geographical area of South West Scotland CJA	3
Figure 2: % of Population by Local Authority	8
Figure 3: % of Population by Age	8
Figure 4: Local Share of Datazones in the 20% most deprived in Scotland by Local Authority	9
Figure 5: Unemployment Rates by Local Authority	10
Figure 6: Economic Sectors by Local Authority	10
Figure 7: Sheriff Summary Court Disposals 2004/05	11
Figure 8: % of Custody Disposals in Sheriff Summary Courts	12
Figure 9: Average length of Custodial Sentences in Sheriff Summary Courts	12
Figure 10: % of Community Service Disposals in Sheriff Summary Courts	13
Figure 11: % of Probation Disposals in Sheriff Summary Courts	13
Figure 12: % of Fines Disposals in Sheriff Summary Courts	14
Figure 13: Average Fines imposed (£) in Sheriff Summary Courts	14
Figure 14: Social Enquiry Reports Submitted (Rate per 10,000 population)	16
Figure 15: % of Social Enquiry Reports completed by age	16
Figure 16: Social Enquiry Reports Preferred Option v Court Outcome	17
Figure 17: Community Service Orders imposed (Rate per 10,000 population)	18
Figure 18: % of Community Service Orders imposed by age	18
Figure 19: DTTOs imposed (rate per 10,000 population)	19
Figure 20: % of DTTOs imposed by age	19
Figure 21: Probation Orders imposed (Rate per 10,000 population)	20
Figure 22: % of Probation Orders imposed by age	20
Figure 23: Supervised Attendance Orders imposed (Rate per 10,000 population)	21
Figure 24: % Supervised Attendance Orders imposed by age	21
Figure 25: Diversion from Prosecution (rate per 10,000 population)	22
Figure 26: % of Diversion from Prosecution cases by age	22
Figure 27: Statutory Throughcare (rate per 10,000 population)	23
Figure 28: Voluntary Assistance (Rate per 10,000 population)	23
Figure 29: South West Scotland CJA Prisoners by Establishment	24
Figure 30: Comparison of share of population and share of prison population	24
Figure 31: Prison population by sentence	25

Figure 32: Male prison population by sentence	25
Figure 33: Female prison population by sentence	25
Figure 34: Male prison population by age	26
Figure 35: Female prison population by age	26
Figure 36: Prison Population by crime group	27
Figure 37: Prison population by direct sentence (main crime) 2004/06	27
Figure 38: Total crimes recorded by the police (Rate per 10,000 population)	28
Figure 39: Non sexual crimes of violence (Rate per 10,000 population)	29
Figure 40: Serious Assault (Rate per 10,000 population)	29
Figure 41: Robbery (Rate per 10,000 population)	29
Figure 42: Crimes of Indecency (Rate per 10,000 population)	30
Figure 43: Crimes of Dishonesty (Rate per 10,000 population)	30
Figure 44: Domestic Housebreaking (Rate per 10,000 population)	30
Figure 45: Theft by Shoplifting (Rate per 10,000 population)	31
Figure 46: Vandalism, Fire-raising etc (Rate per 10,000 population)	31
Figure 47: Other Crimes (Rate per 10,000 population)	32
Figure 48: Drugs (Rate per 10,000 population)	32
Figure 49: Crimes against public justice (Rate per 10,000 population)	32
Figure 50: Offences committed by Young Offenders by Crime Group.	33
Figure 51: Youth offending by main crime	33
Figure 52: Perceptions of Domestic Abuse	34
Figure 53: Domestic Abuse Incidents (Rate per 10,000 population)	35
Figure 54: Relationship between Victim and Offender	36
Figure 55: Involvement of alcohol and drugs	36
Figure 56: Racial Incidents (Rate per 10,000 population)	37
Figure 57: Reconviction rates 2003/04 cohort	40
Figure 58: Reconviction rates – Custodial Reconviction	40
Figure 59: Reconviction Rates by sex 1995-2003	41
Figure 60: Average number of reconvictions within two years by sex and age.	41
Figure 61: Reconviction rate by index disposal 1995-2003	41
Figure 62: Reconviction rates by age	42
Figure 63: Reconviction rate by number of previous convictions	42
Figure 64: Reconviction rate by crime group	42
Figure 65: Reconviction Rates within two years by index crime	43

Figure 66: Case Disposals	44
Figure 67: % of Cases marked for Non Court Disposals	45
Figure 68: % Cases marked for Court Proceedings	45
Figure 69: Average Time From Caution to Disposal	46
Figure 70: Percentage of Cases to COPFS Within 28 Days from Caution & Charge	46
Figure 71: Prevalence of problem drug use amongst 15-54 year olds	49
Figure 72: Percentage of problem drug use by gender	49
Figure 73: Prevalence of problem drug use amongst males by age	50
Figure 74: Prevalence of drug injecting amongst 15-54 year olds	50
Figure 75: Prevalence of problem drug use amongst 15-54 year olds 2000 - 2003	50
Figure 76: Percentage of drug or alcohol addictions by crime/crime group 2004-2007	51
Figure 77: New individuals reported to drug misuse database (Rate per 100,000 population)	52
Figure 78: Percentage of new individuals reporting use of heroin	52
Figure 79: Percentage of new individuals reporting illegal use of methadone	52
Figure 80: Percentage of new individuals by sex	53
Figure 81: Percentage of new individuals aged under 25 by sex	53
Figure 82: Percentage of new individuals aged over 25 by sex	53
Figure 83: Self reported criminal and legal activities carried out to obtain money for drugs	54
Figure 84: Percentage of prisoners using controlled drugs in the 12 months prior to sentence by establishment.	55
Figure 85: Hospital admissions for drug misuse 2001-2004 (Rate per 100,000 population)	56
Figure 86: Hospital admissions for alcohol misuse 2001-2004 (Rate per 100,000 population)	56
Figure 87: Drug Seizures by Scottish Police Forces 1995-2006 by class	57
Figure 88: Supply of controlled drugs (Rate per 10,000 population)	57
Figure 89: Typical Offender Profile as identified by Dr Alex Spencer, SPS	58
Figure 90: Typical Offender Profile as identified by APEX Scotland	58
Figure 91: Referrals to Victim Support Scotland 2006/07	59
Figure 92: Referrals to Victim Support Scotland 2006/07 by crime	59
Figure 93: Referrals to Victim Support Scotland 2006/07 by sex	60
Figure 94: Referrals to Victim Information & Advice by type	60



STRATHCLYDE
POLICE



Dumfries and Galloway
Constabulary



venturetrust
a chance for change...

